

A close-up photograph of a woman with reddish-brown hair painting a red heart on the cheek of a young girl. The woman is holding a paintbrush with red paint. The girl is looking upwards and to the right, with her hand near her face. The background is blurred, showing other people in a camp setting.

Key statistics for IOM activities in the Middle East and North Africa for 2015

Children get their faces painted as part of World Refugee Day in Azraq Camp in Jordan. ©IOM 2015

Beneficiaries of IOM development and humanitarian assistance activities in 2015:*

Type of programme	Number of beneficiaries
Provision of non-food items	1,752,448
WASH assistance	1,444,855
Health care (excluding health screenings)	1,121,954
Provision of shelter assistance (including construction, maintenance and management of collective shelter facilities and provision of rental subsidies)	98,112
Health screenings	49,562
Other material assistance	43,622
Resettlement movement assistance	40,131
Mass movement operations from the Middle East and North Africa provided in the context of ongoing humanitarian crises	39,636
Movement assistance (from and to the Middle East and North Africa, excluding resettlement assistance and movements undertaken in the context of ongoing humanitarian crises)	15,783
Livelihoods and placement support	14,138
Pre-departure orientation	11,846
Family tracing and reunification	3,288
Assistance to victims of trafficking	758
Financial support for microenterprises	11
Total	4,636,144
Displacement tracking and monitoring	
Cumulative total of internally displaced persons tracked and monitored as of the end of 2015	4,251,144

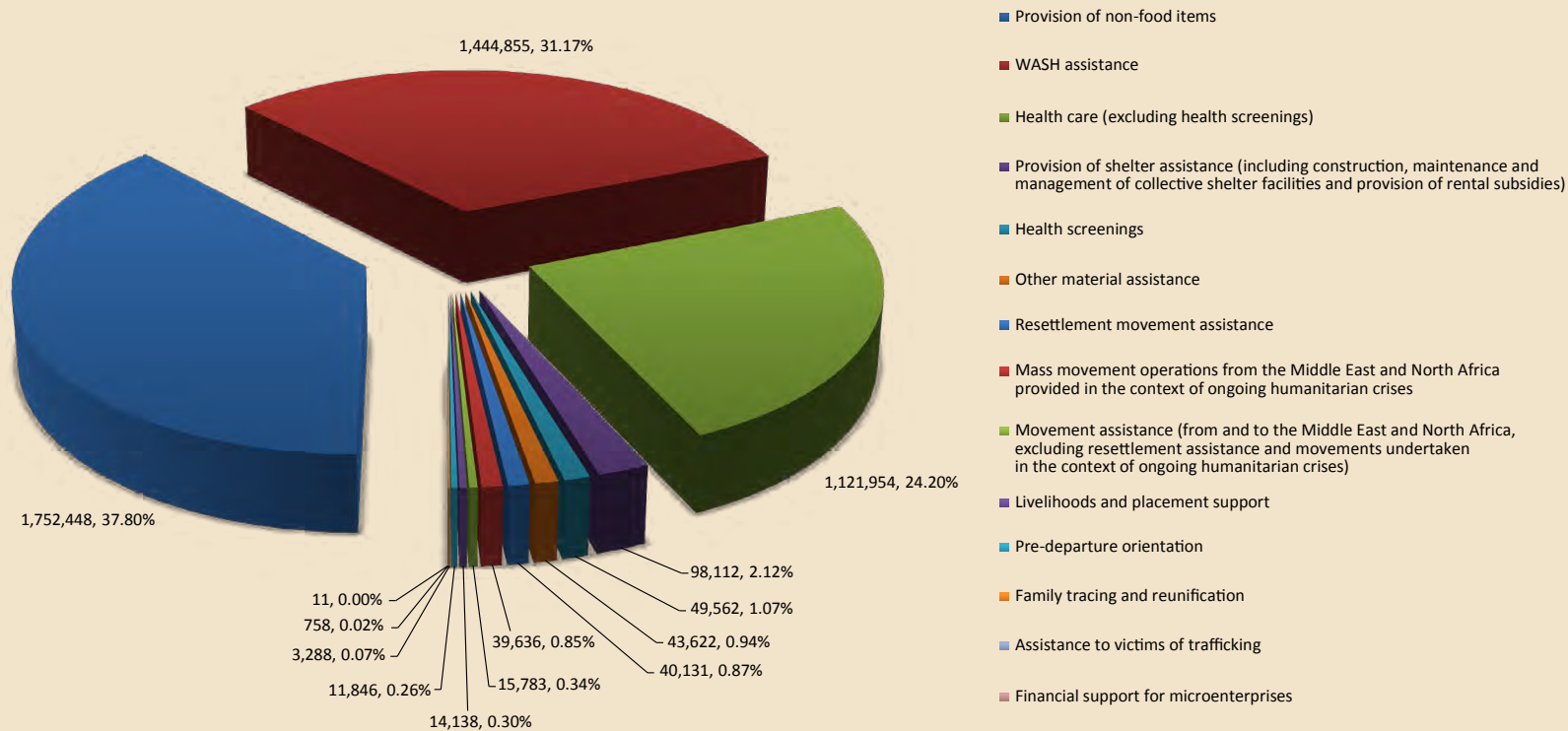
*Data from Egypt and Libya Country Offices are not available for all types of assistance activities. Actual numbers of beneficiaries may be higher.




"I'm really excited to go to Canada and make friends with other kids there. I already speak some English, so I think it'll be pretty easy." Berla traveled with her family to Canada in the winter of 2015 as part of the Canada resettlement operation which moved 25,000 people from Jordan, Lebanon and Turkey during Winter 2015–Spring 2016.

Total beneficiaries of IOM development and humanitarian assistance activities in 2015: 4,636,144


Breakdown of total beneficiaries of IOM assistance activities in 2015, by type of activity



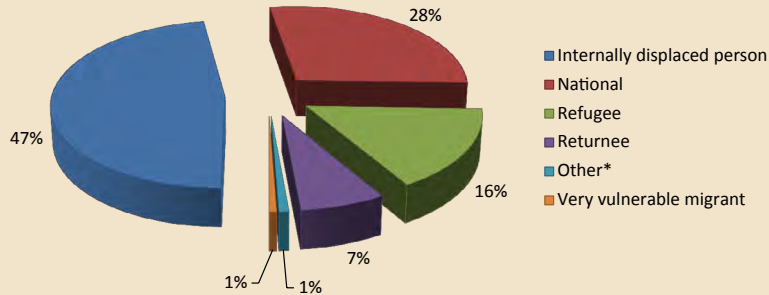
Estimated breakdown of total beneficiaries, by gender



Estimated breakdown of total beneficiaries, by age

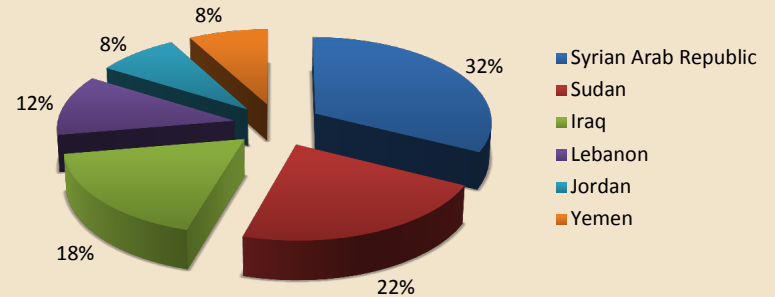


Estimated breakdown of total beneficiaries, by type of beneficiary



* Other includes irregular migrants, stranded migrants, students, unaccompanied minors, unknown and victims of trafficking.


Estimated breakdown of the top six countries of implementation in the Middle East and North Africa in 2015



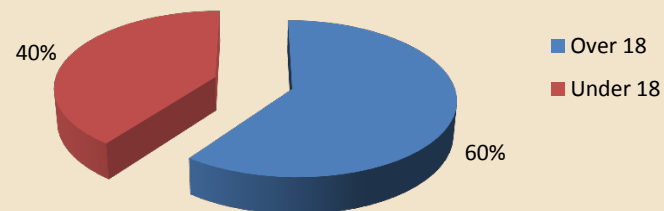
* The top six countries of implementation account for over 97 per cent of beneficiaries in the MENA region in 2015.

Total beneficiaries of non-food items (NFI) and food distribution in 2015: 1,752,448

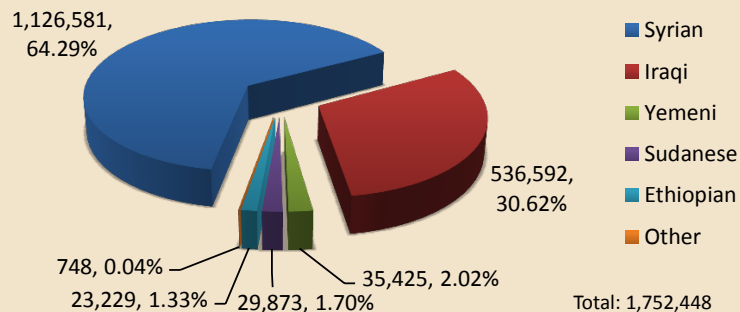
Estimated breakdown of NFI and food distribution beneficiaries, by gender



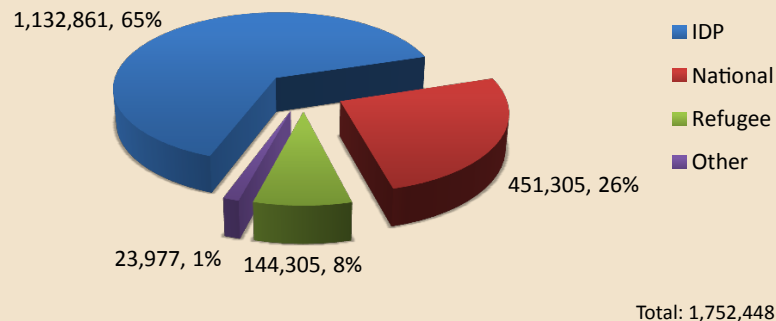
Estimated breakdown of NFI and food distribution beneficiaries, by age



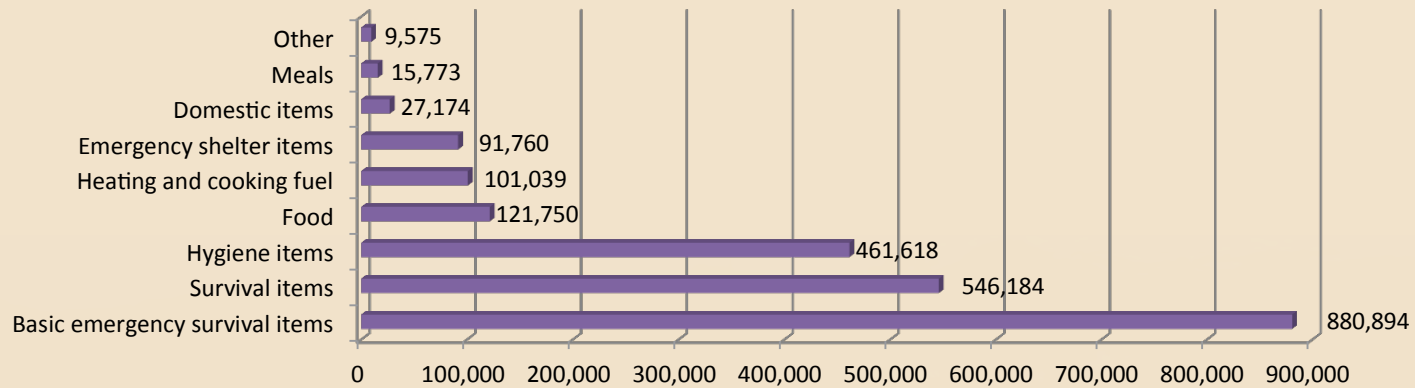
Breakdown of NFI and food distribution beneficiaries, by nationality



Breakdown of NFI and food distribution beneficiaries, by type of beneficiary



Breakdown of NFI and food distribution, by types of assistance



*Some beneficiaries received more than one type of assistance.

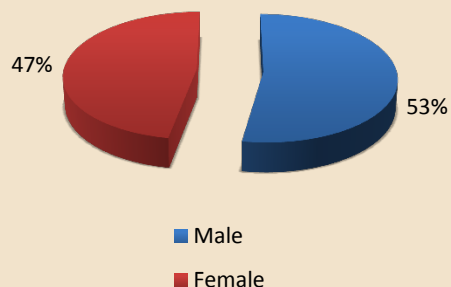
Total: 2,255,767

Winters in northern Iraq get bitterly cold, leaving displaced people at significant risk of exposure and without adequate access to heating sources. As an immediate life saving measure, IOM Iraq distributed 200 litre barrels of kerosene to IDPs in Dohuk to help them get through the winter. © IOM 2014

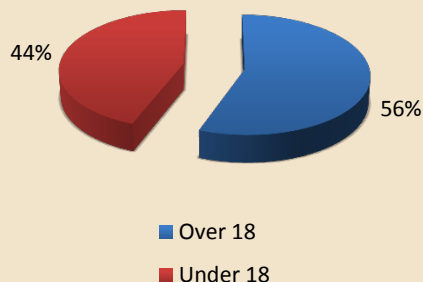


Total beneficiaries of accommodation and shelter activities in 2015: 98,112

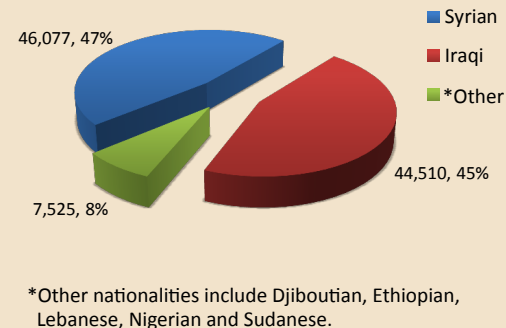
Estimated breakdown of accommodation and shelter beneficiaries, by gender



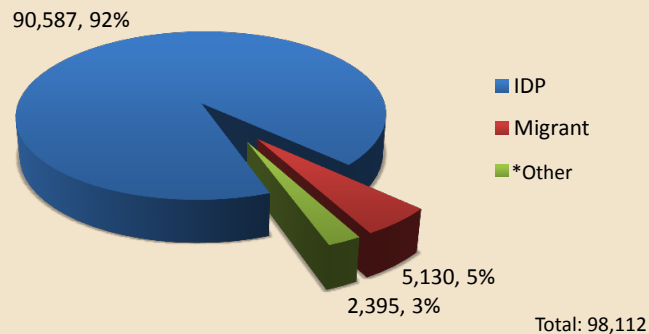
Estimated breakdown of accommodation and shelter beneficiaries, by age



Breakdown of accommodation and shelter beneficiaries, by nationality

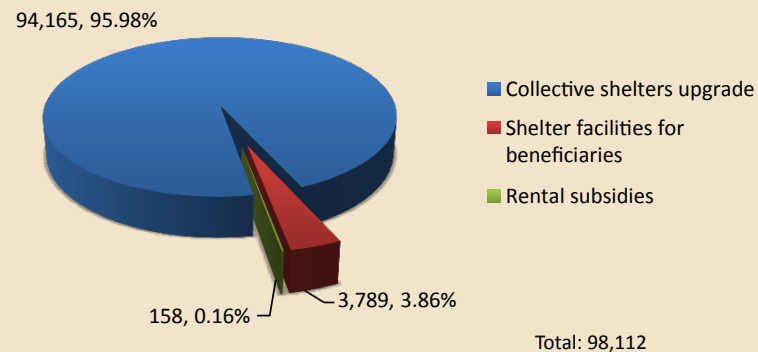


Breakdown of accommodation and shelter beneficiaries, by type of beneficiary



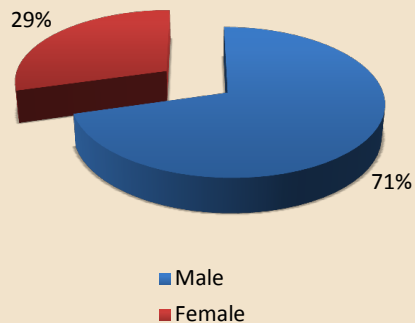
*Other includes very vulnerable migrants, returnees and refugees.

Estimated breakdown of accommodation and shelter beneficiaries, type of activity

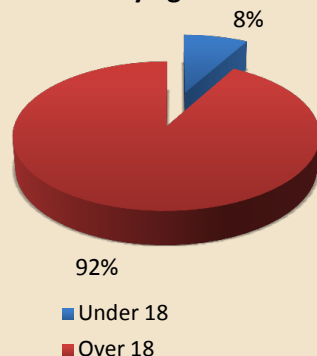


Total beneficiaries of livelihood activities in 2015: 14,138

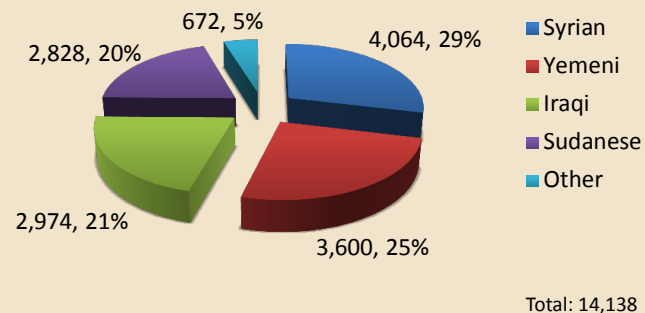
Estimated total beneficiaries of livelihood activities in 2015, by gender



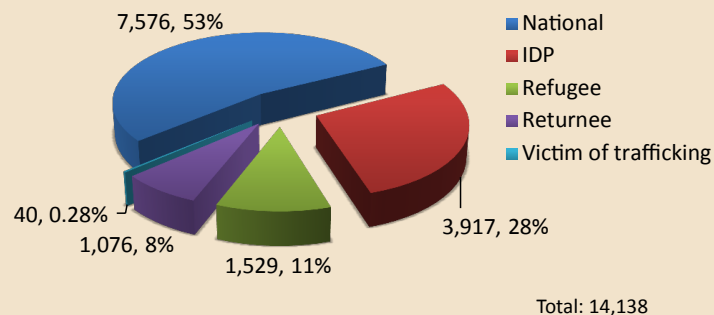
Estimated total beneficiaries of livelihood activities in 2015, by age



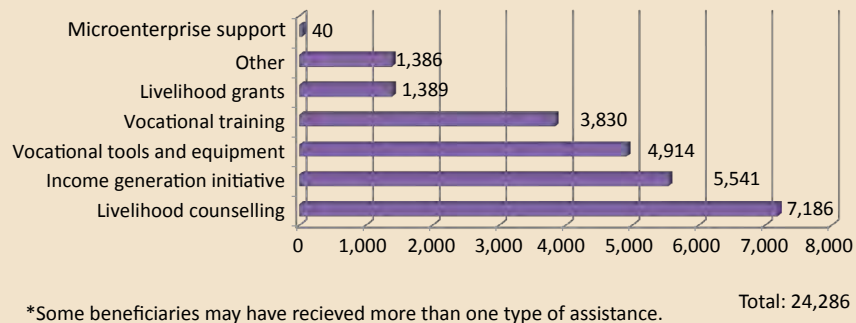
Total beneficiaries of livelihood activities in 2015, by nationality



Total beneficiaries of livelihood activities in 2015, by type of beneficiary

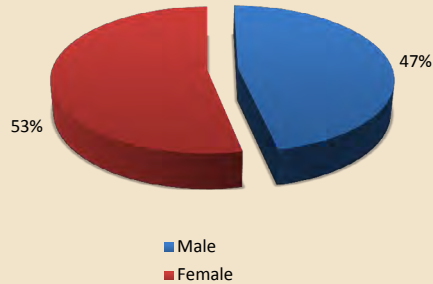


Total beneficiaries of livelihood activities in 2015, by type of activity

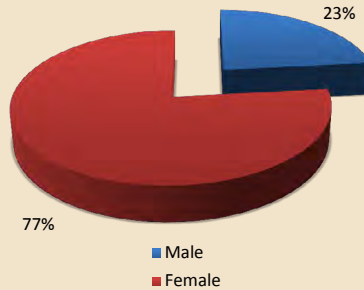


Total number of people affected by CCCM and WASH activities in 2015: 1,444,855

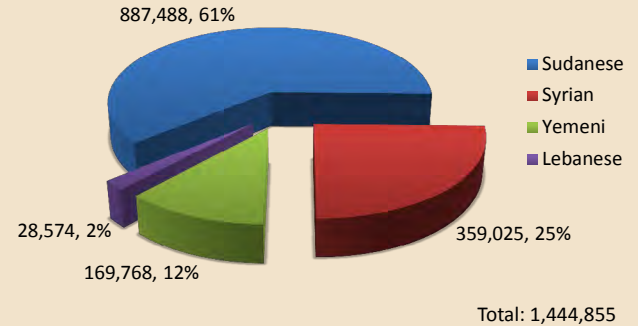
Estimated total beneficiaries of CCCM-WASH activities in 2015, by gender



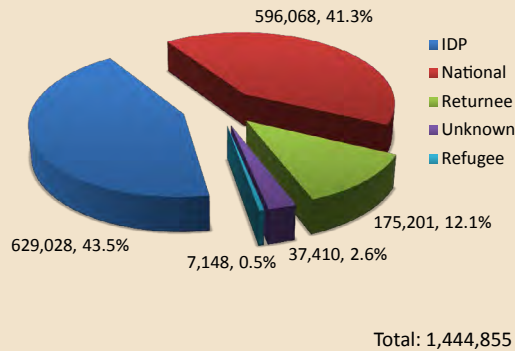
Estimated total beneficiaries of CCCM-WASH activities in 2015, by age



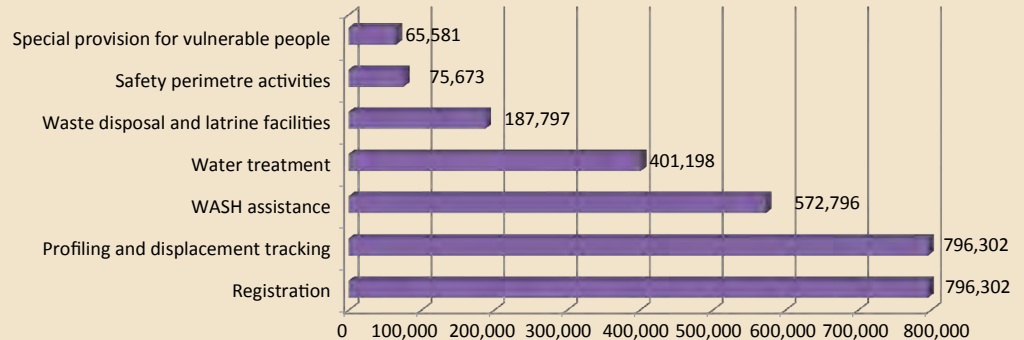
Breakdown of CCCM-WASH beneficiaries, by nationality



Breakdown of beneficiaries of CCCM-WASH activities in 2015, by type of beneficiary



Breakdown of beneficiaries of CCCM-WASH activities in 2015, by type of activity

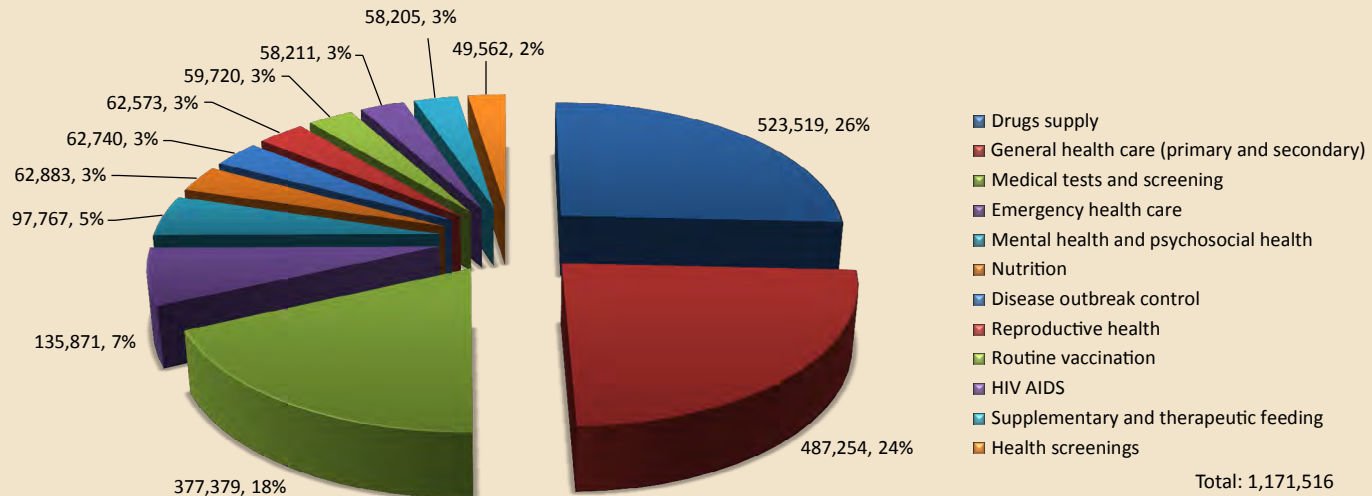


*Some beneficiaries may have received more than one type of assistance.

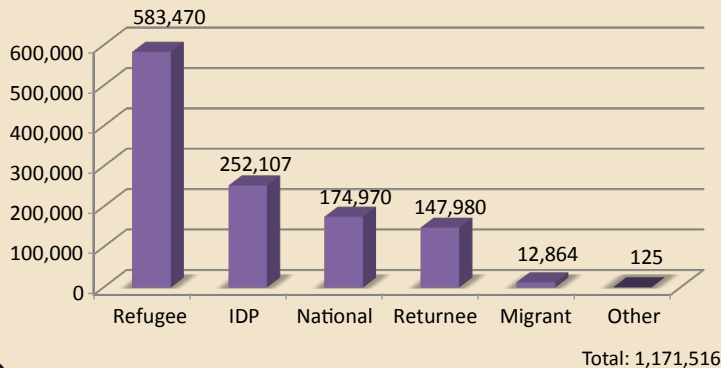
Total: 2,895,649

Total beneficiaries of migration health services in 2015 (including health screenings): 1,171,516

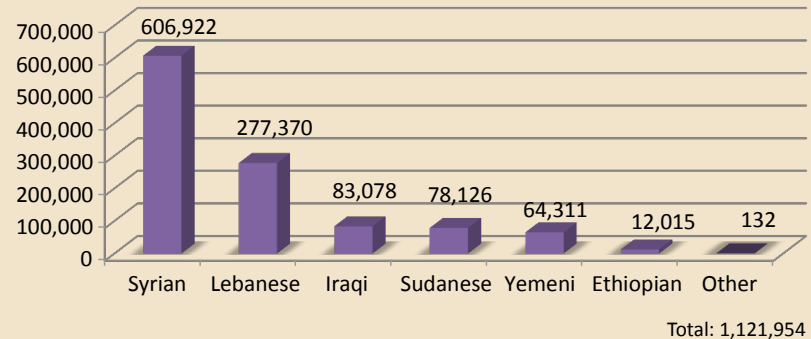
Breakdown of health-care activities, by type of service (includes health screenings)



Breakdown of health-care beneficiaries, by type (includes health screenings)



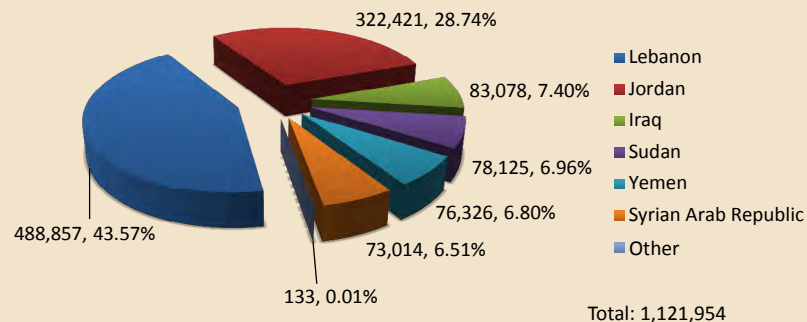
Breakdown of health-care beneficiaries, by nationality (excludes health screenings)



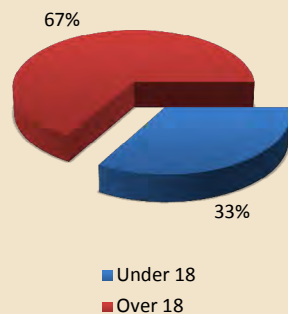


As a result of over five years of conflict, Syrians have a difficult time accessing health care. IOM Syria has undertaken the construction of primary health care centres in various regions across the country. © IOM 2014

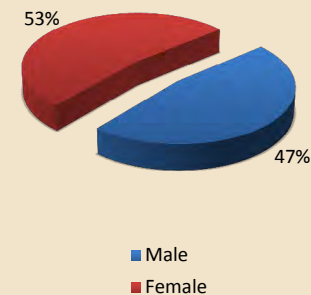
Breakdown of health-care beneficiaries, by country of implementation (excludes health screenings)



Estimated breakdown of health-care beneficiaries, by age

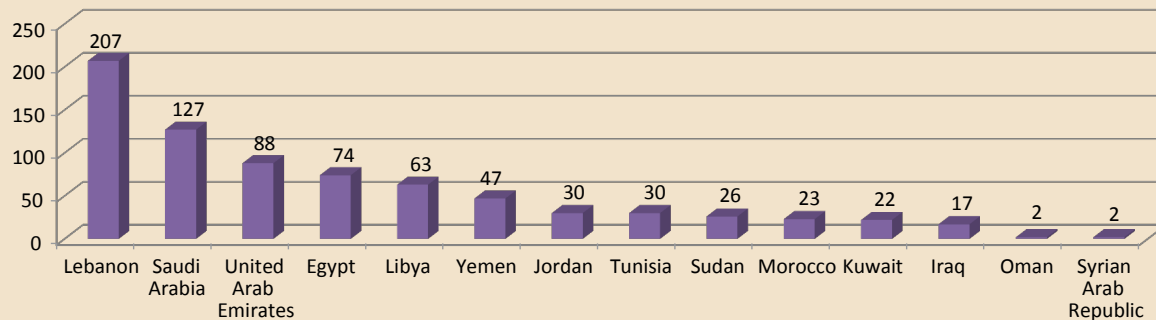


Estimated breakdown of health-care beneficiaries, by gender



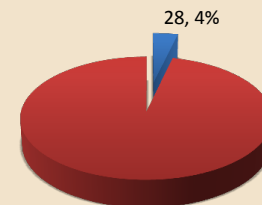
Total beneficiaries of assistance to victims of trafficking in 2015: 758

Total victims of trafficking assisted in the Middle East and North Africa, by country of assistance



Total: 758

Breakdown of victims of trafficking, by age



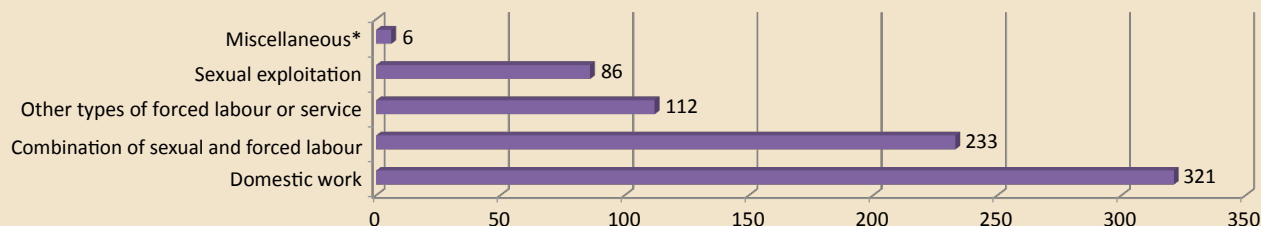
730, 96%

Under 18

Over 18

Total: 758

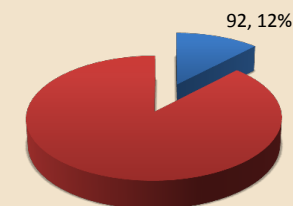
Breakdown of victims of trafficking, by primary form of exploitation



Total: 758

*Includes begging, organ removal and unknown exploitation.

Breakdown of victims of trafficking, by gender



666, 88%

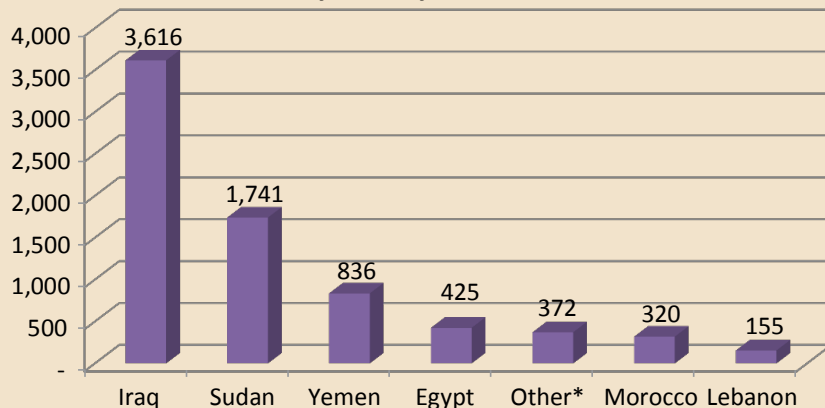
Male

Female

Total: 758

Movement assistance to the MENA region in 2015, excluding resettlement assistance and movements undertaken in the context of ongoing humanitarian crises: 7,491

Beneficiaries of movement assistance to MENA, by country of destination



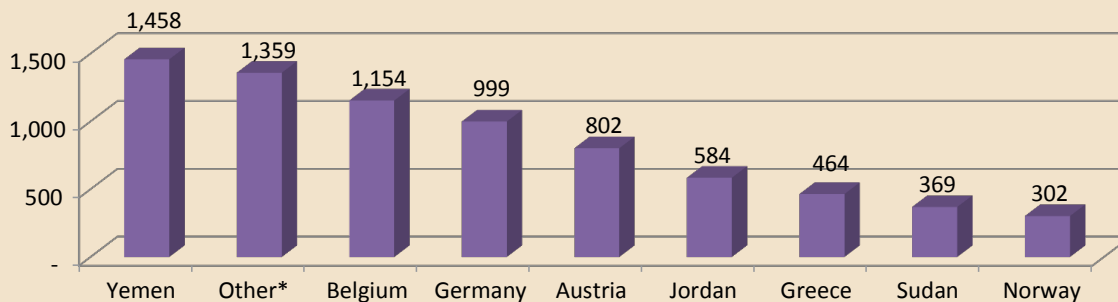
*Other refers to Algeria, Bahrain, Jordan, Kuwait, Occupied Palestinian Territories, Qatar, Tunisia, United Arab Emirates, and Saudi Arabia.

Total: 7,491



IOM's movement assistance takes many forms – in Turkey IOM has set up a bus system to transport Syrian students to school. Photo: Jennifer Sparks. © IOM 2016

Beneficiaries of movement assistance to MENA by country of departure

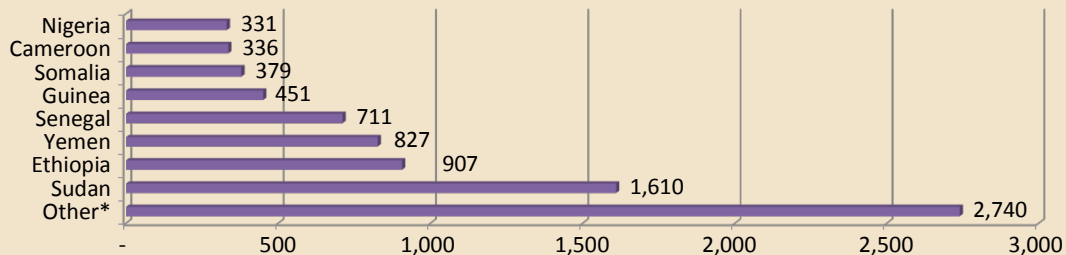


Total: 7,491

*Other refers to: Argentina, Australia, Bulgaria, Cambodia, Canada, China (Hong Kong), Cuba, Czech Republic, Denmark, Djibouti, Egypt, Estonia, Ethiopia, Finland, Georgia, Hungary, Indonesia, Ireland, Italy, Latvia, Libya, Luxembourg, Malaysia, Malta, Morocco, Nauru, Netherlands, Papua New Guinea, Poland, Republic of Korea, Romania, Slovakia, Slovenia, Spain, South Sudan, Sweden, Switzerland, Syrian Arab Republic, Tunisia, Turkey, and Venezuela (Bolivarian Republic of).

Movement assistance provided from MENA in 2015, excluding resettlement assistance and movements undertaken in the context of ongoing humanitarian crises: 8,292

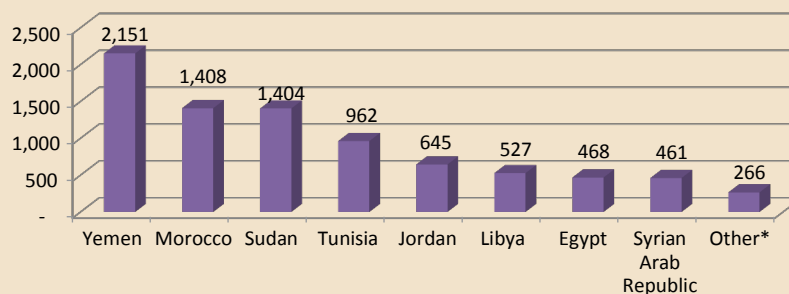
Beneficiaries of movement assistance from MENA, by country of destination



Total: 8,292

*Other refers to: Afghanistan, Albania, Algeria, Angola, Australia, Austria, Bangladesh, Belarus, Belgium, Benin, Burkina Faso, Burundi, Canada, Chad, Comoros, Congo, Congo (Democratic Republic of the), Côte d'Ivoire, Cuba, Czech Republic, Denmark, Egypt, Eritrea, France, Gambia, Georgia, Germany, Ghana, Guinea-Bissau, Hungary, India, Indonesia, Iraq, Ireland, Italy, Jordan, Kenya, Lebanon, Liberia, Malawi, Malaysia, Mali, Mauritania, Morocco, Nepal, Netherlands, New Zealand, Niger, Norway, Pakistan, Peru, Philippines, Qatar, Republic of Moldova, Romania, Russian Federation, Serbia, Sierra Leone, Slovenia, Sri Lanka, Sudan, Sweden, Switzerland, Tajikistan, Tanzania (United Republic of), Togo, Turkey, Uganda, Ukraine, United Kingdom, United States of America, and Venezuela (Bolivarian Republic of).

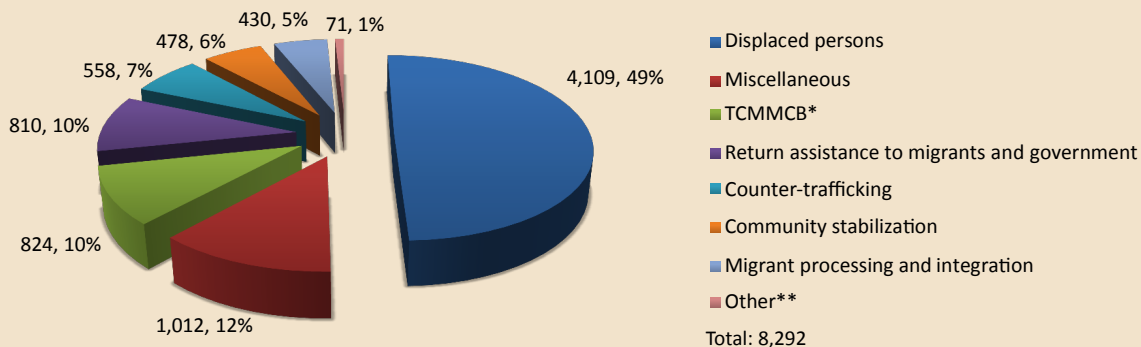
Beneficiaries of movement assistance from MENA, by country of departure



*Other refers to Iraq, Lebanon, Oman, Qatar, Saudi Arabia and the United Arab Emirates.

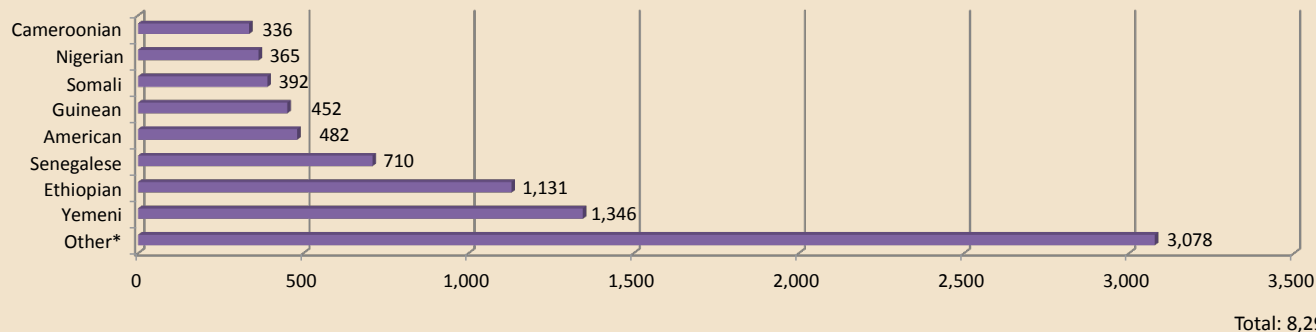
Total: 8,292

Beneficiaries of movement assistance from MENA, by type of assistance



* TCMMCB stands for Technical cooperation on migration management and capacity-building.
 **Other refers to: Repatriation assistance, operational support income, health promotion and assistance for migrants.

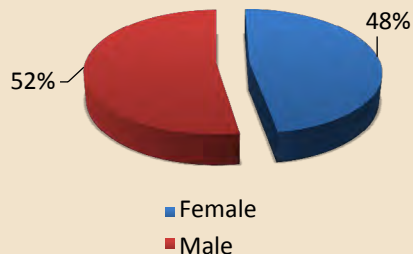
Beneficiaries of movement assistance from MENA, by nationality



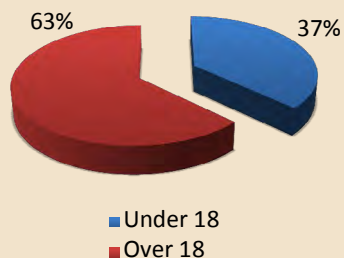
*Other refers to: Afghan, Albanian, Algerian, Angolan, Australian, Bahraini, Bangladeshi, Belarusian, Belgian, Beninese, Bissau-Guinean, British, Burkinabe, Burundian, Cambodian, Canadian, Chadian, Chinese, Chinese (Macau, China), Comorian, Congolese, Congolese (Democratic Republic of the), Cuban, Czech, Dutch, Egyptian, Emirati, Eritrean, Filipino, French, Gambian, Georgian, German, Ghanaian, Greek, Hungarian, Indian, Indonesian, Iranian, Iraqi, Irish, Italian, Jordanian, Kenyan, Korean (Republic of), Lebanese, Liberian, Libyan, Malawian, Malian, Mauritanian, Moldovan, Moroccan, Nepalese, Pakistani, Palestinian, Peruvian, Romanian, Russian, Saint Kitts and Nevis, Saudi Arabian, Serbian, Sierra Leonean, Slovakian, Sri Lankan, Sudanese, Swedish, Syrian, Tanzanian, Togolese, Tunisian, Turkish, Ugandan, Ukrainian, unknown.

Beneficiaries of mass movement operations from MENA provided in the context of ongoing humanitarian crises in 2015: 39,636

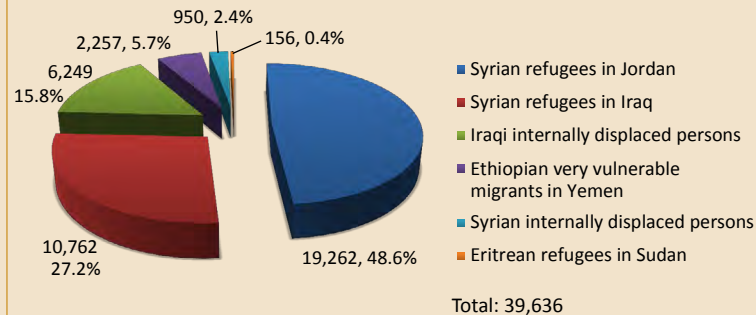
Estimated breakdown of beneficiaries of emergency movement, by sex



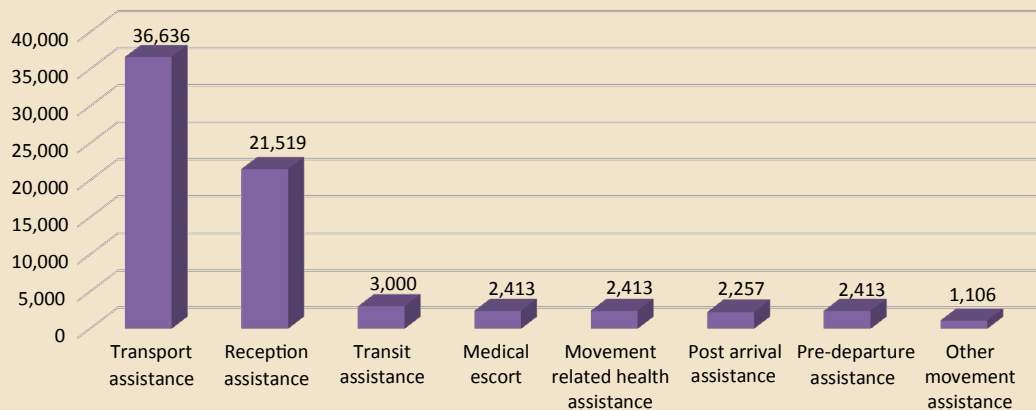
Estimated breakdown of beneficiaries of emergency movement, by age



Beneficiaries of emergency movement, by nationality and status



Beneficiaries of mass movement operations from the MENA region in the context of ongoing humanitarian crises, by type of operation

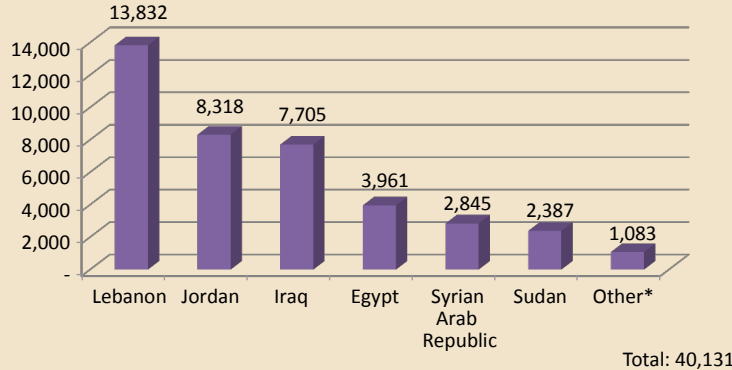


*Some beneficiaries received more than one type of assistance.

Total: 71,757

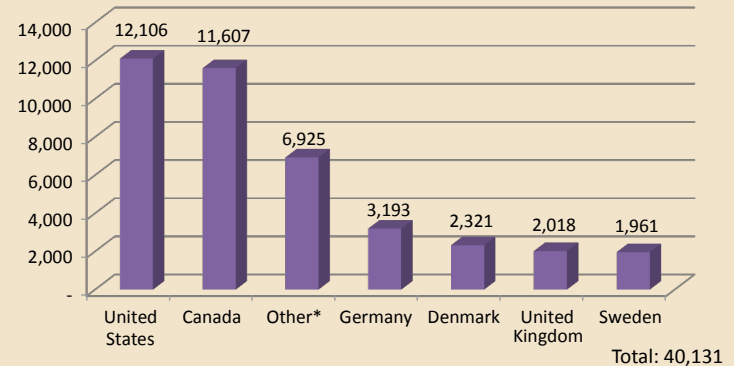
Total resettlement beneficiaries from the Middle East and North Africa in 2015: 40,131

Beneficiaries of resettlement assistance, by country of departure



*Other includes Algeria, Bahrain, Kuwait, Libya, Morocco, Oman, Qatar, Saudi Arabia, Tunisia, United Arab Emirates and Yemen.

Beneficiaries of resettlement assistance, by country of destination

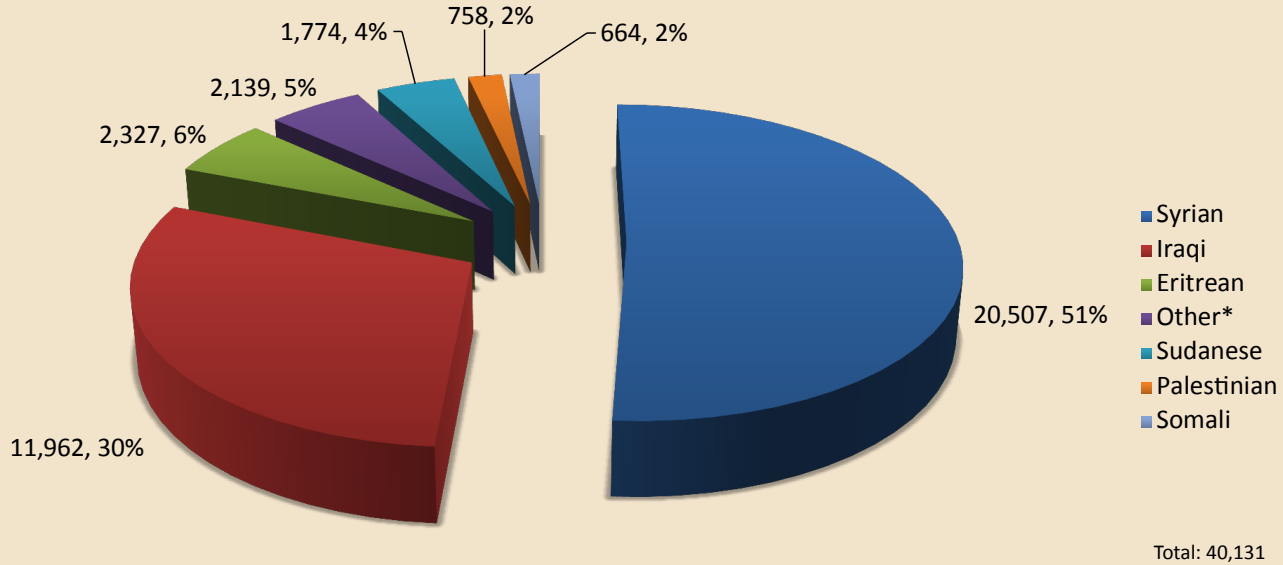


*Other includes Albania, Australia, Austria, Belgium, Brazil, Finland, France, Iceland, Ireland, Italy, Netherlands, New Zealand, Norway, Romania, Slovakia, Spain, Switzerland, Uruguay.

Syrians wait to board the airplane that would take them first to Jordan and then on to Canada. They were among the 25,000 people resettled to Canada over Winter 2015–Spring 2016. ©IOM 2016



Beneficiaries of resettlement assistance, by nationality

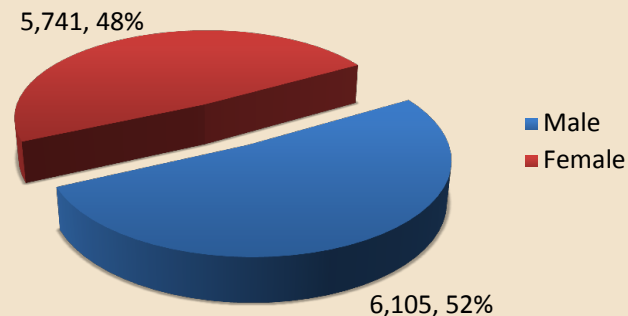


*Other nationalities are: Afghan, Algerian, Armenian, Bahraini, Cameroonian, Canadian, Chadian, Chinese, Congolese, Congolese (Democratic Republic of the), Egyptian, Emirati, Ethiopian, Filipino, Gambian, Guinean, Indonesian, Iranian, Ivorian, Jordanian, Kuwaiti, Lebanese, Liberian, Libyan, Malian, Nigerian, Omani, Panamanian, Réunionese (France), Russian, Saint Helenian, Saint Lucian, Saudi Arabian, Senegalese, Sierra Leonean, South Sudanese, Taiwanese (Province of China), Tibetan (China), Tunisian, Turkish, Ugandan, unknown, and Yemeni.

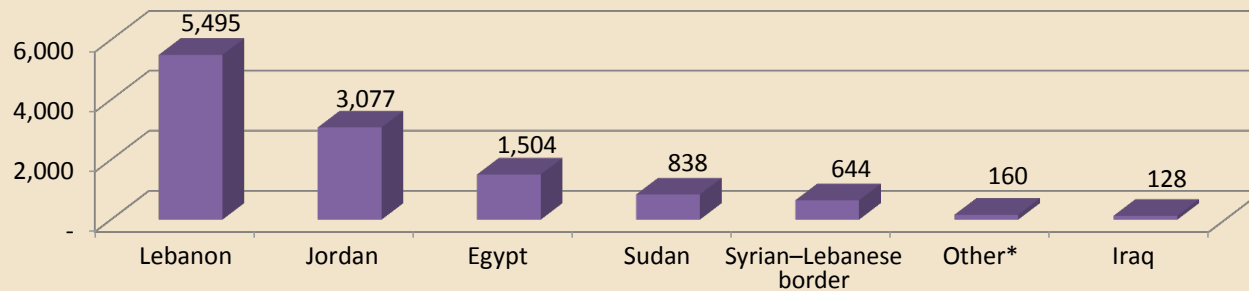
Beneficiaries of pre-departure orientation in 2015: 11,846

Title of programme	Number of beneficiaries
COA (Canadian Orientation Abroad)	4,182
USCO RSC Middle East and North Africa	2,616
DECO (German Cultural Orientation)	1,191
AUSCO (Australian Cultural Orientation)	1,174
NORCO	941
UKCO (United Kingdom Cultural Orientation)	623
CHCO (Swiss Cultural Orientation)	345
AUCO	295
FRCO (French Cultural Orientation)	229
Belgian CO	141
CO NAREIS (Dutch Orientation for Family Reunification)	43
ICECO	26
NLCO III (Netherlands Cultural Orientation)	26
Portugal CO	14
Total	11,846

Beneficiaries of pre-departure orientation, by gender



Beneficiaries of pre-departure orientation, by country of departure

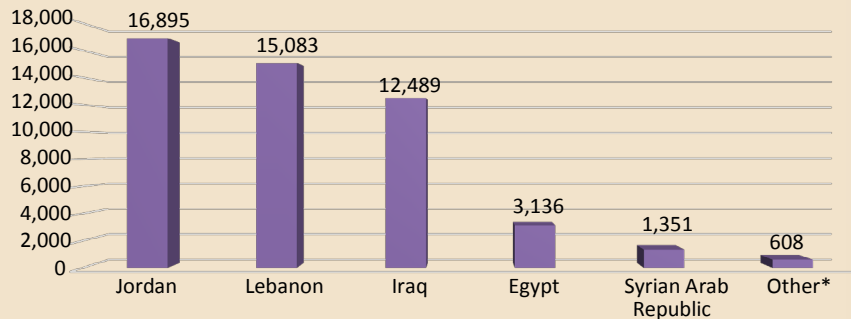


* Other refers to Algeria, Kuwait, Morocco, Tunisia, United Arab Emirates and Yemen.

Total: 11,846

Beneficiaries of health screenings in MENA in 2015: 49,562

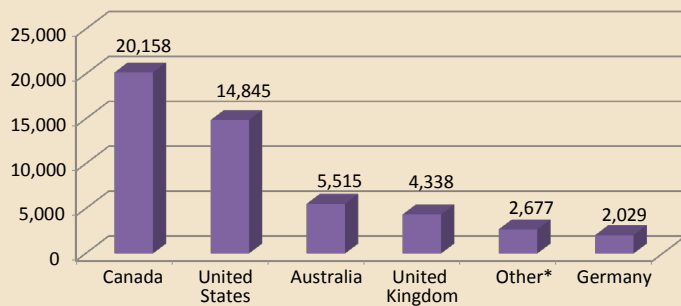
Beneficiaries of health screenings, by country of implementation



Total: 49,562

*Other refers to Algeria, Bahrain, Saudi Arabia, Kuwait, Morocco, Oman, Qatar, Israel, United Arab Emirates, Yemen.

Beneficiaries of health screenings, by country of destination



Total: 49,562

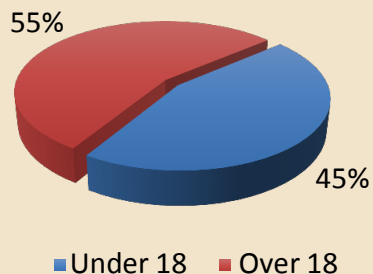
*Other refers to Austria, Denmark, Ireland, Italy, New Zealand, Spain, Sweden.



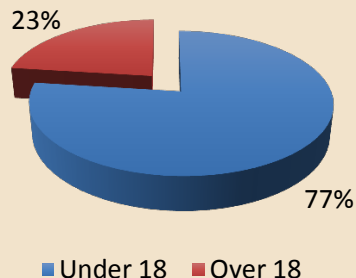
Before refugees are allowed to be resettled, they must first undergo a health screening, which is carried out by IOM doctors. Photo: Jennifer Sparks. © IOM 2016

Displacement tracking and monitoring activities in the MENA region as of end 2015: 4,251,144

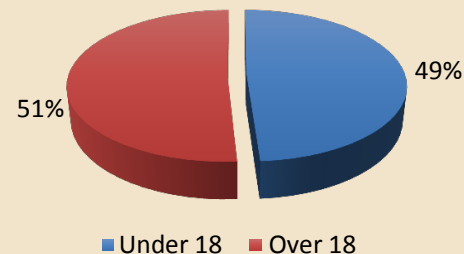
Internally displaced persons tracked and monitored in Yemen, by age group



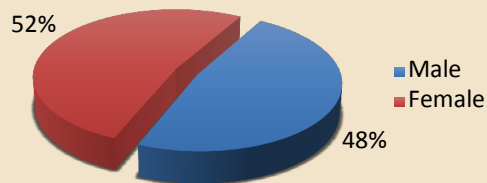
Internally displaced persons tracked and monitored in Sudan, by age group



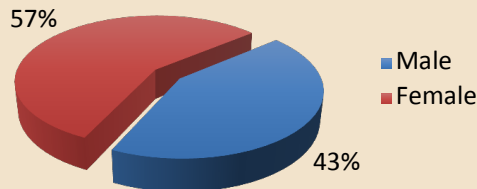
Internally displaced persons tracked and monitored in Iraq, by age group



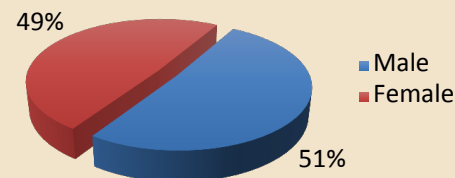
Internally displaced persons tracked and monitored in Yemen, by sex



Internally displaced persons tracked and monitored in Sudan, by sex



Internally displaced persons tracked and monitored in Iraq, by sex



*IOM is responsible for mobility tracking across 12 governorates within the structure and agreement of the Task Force for Population Movement (TFPM). Total displacement in Yemen was estimated at 2.5 million in December 2015.

*Data on sex and age is based on displacement tracking country-wide by all members of the TFPM, as measured in June 2016.

*Refers to persons who were newly displaced in Sudan in 2015. Over 3 million people are in situations of protracted displacement.

*Data on sex and age collected between mid-October 2015 and early February 2016.

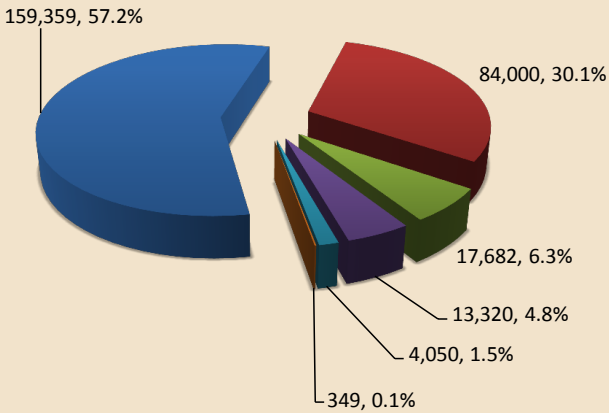


As unrest continued in Sudan in 2015, people were forced from their homes to seek safety. DTM activities track displaced populations to facilitate the provision of humanitarian assistance. © IOM 2014

IOM capacity-building, technical support, conference, media and awareness-raising activities in 2015

Total estimated beneficiaries of awareness-raising activities in the Middle East and North Africa in 2015: 278,761

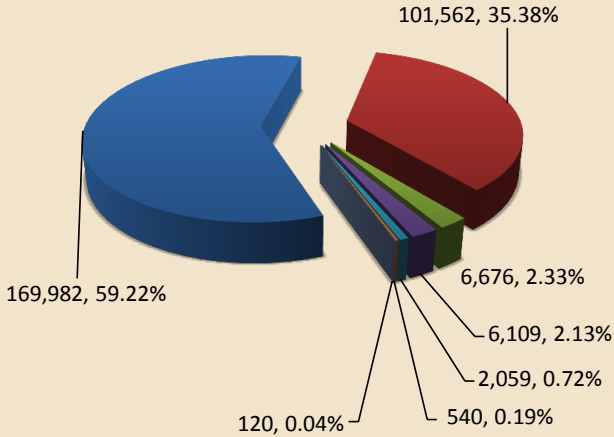
Breakdown of estimated beneficiaries of awareness-raising activities, by country of implementation



- Yemen
- Syrian Arab Republic
- Iraq
- Sudan
- Kuwait
- Jordan

Total: 278,761

Estimated beneficiaries of awareness-raising activities, by topic of awareness raising campaign



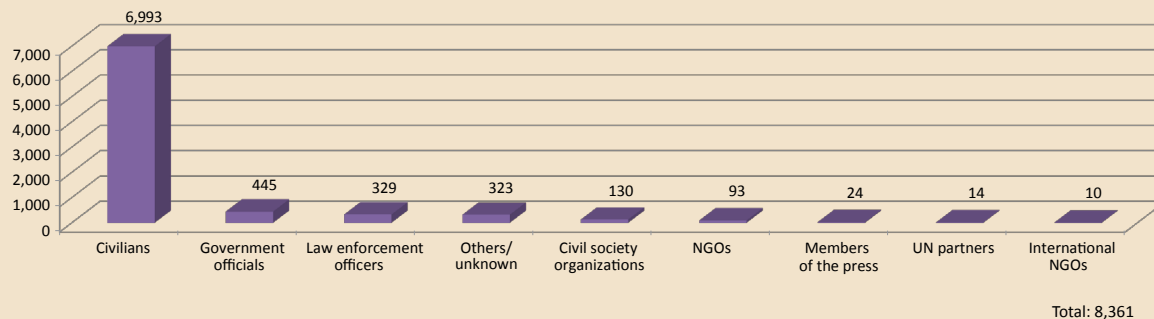
- Other
- Health
- Counter-trafficking
- Rights of migrants
- Alternatives to irregular migration
- Emergency mitigation
- Irregular migration

*Some awareness-raising campaigns covered more than one topic.

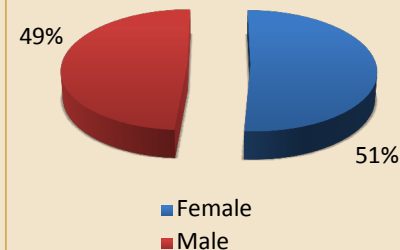
Total: 287,048

Total workshop participants in the Middle East and North Africa in 2015: 8,361

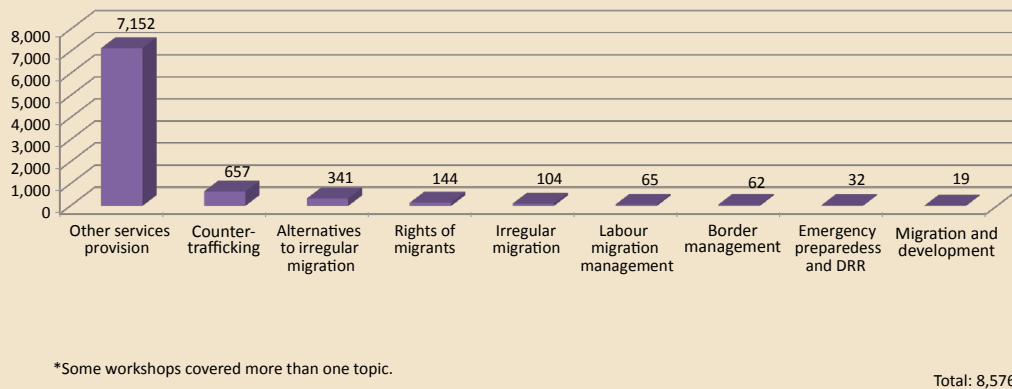
Breakdown of workshop participants, by type of participant



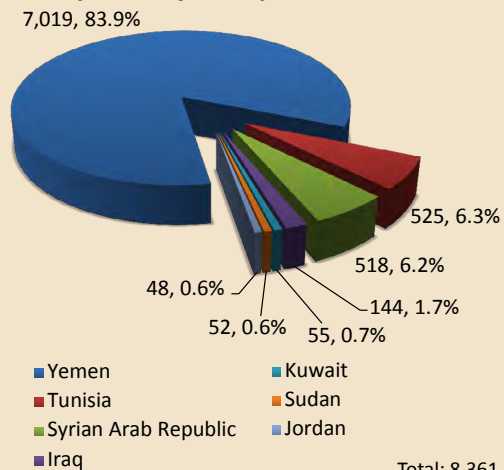
Estimated breakdown of workshop participants, by gender



Breakdown of workshop participants, by topic of workshop

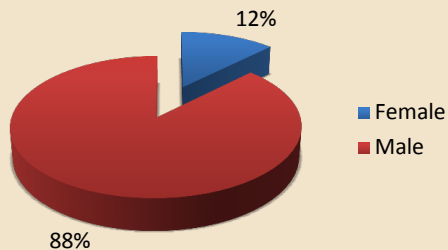


Breakdown of workshop participants, by country of implementation

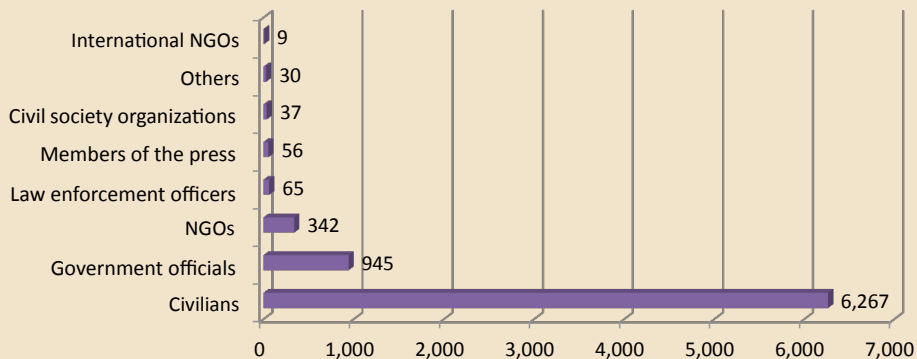


Total training participants in the Middle East and North Africa in 2015: 7,751

Estimated breakdown of training participants, by gender

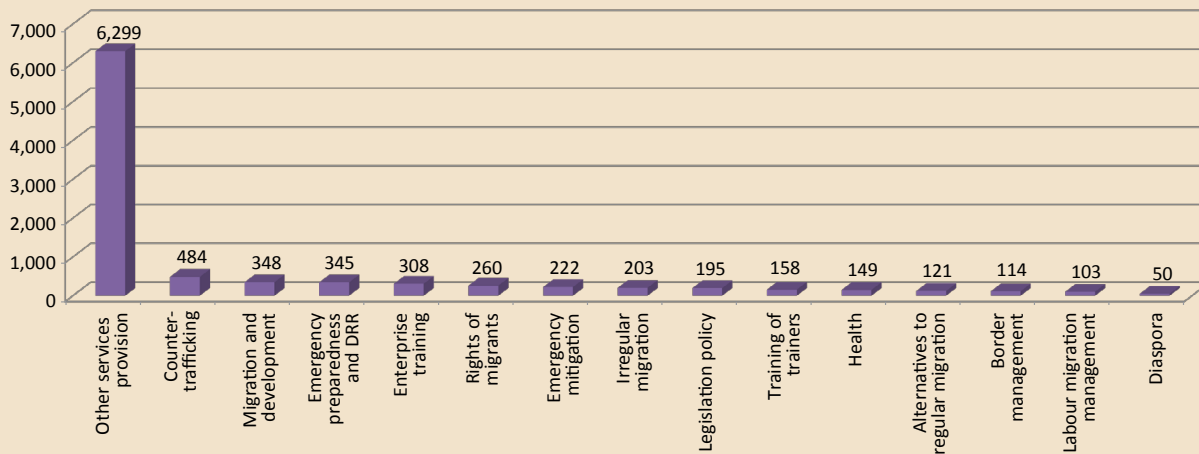


Breakdown of training participants, by type of participant



Total: 7,751

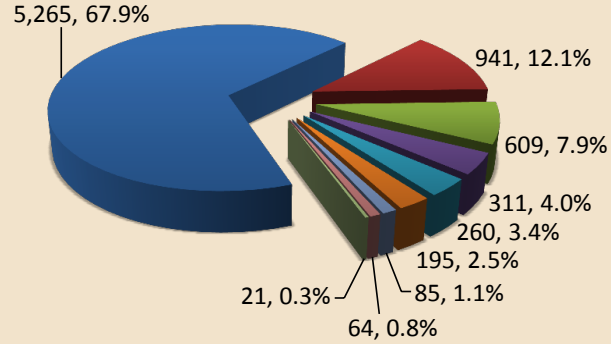
Breakdown of training participants, by topic of training



Total: 9,359

*Some participants attended more than one training.

Breakdown of training participants, by country of implementation



- Yemen
- Sudan
- Iraq
- Syrian Arab Republic
- Tunisia
- Jordan
- Lebanon
- Kuwait
- Islamic Republic of Iran

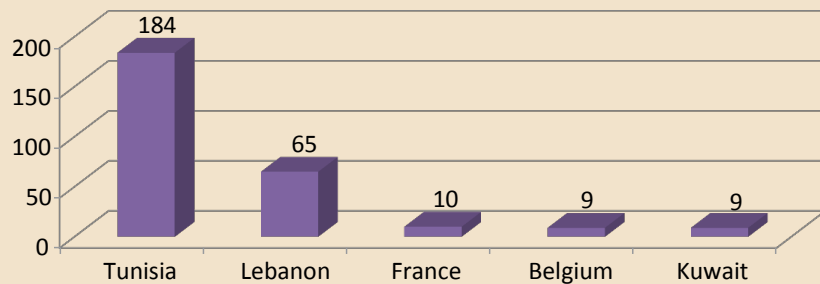
Total: 7,751

Egyptian border officials learn to identify falsified travel documents as part of a capacity-building training. © IOM 2015



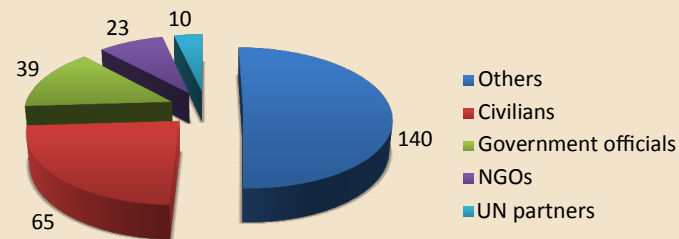
Total study tour participants in the Middle East and North Africa in 2015: 277

Breakdown of study tour participants, by location of study tour



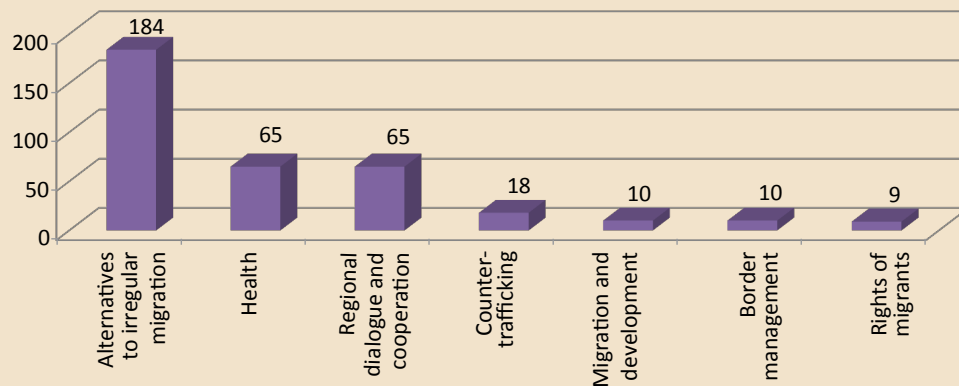
Total: 277

Breakdown of study tour participants, by type of participant



Total: 277

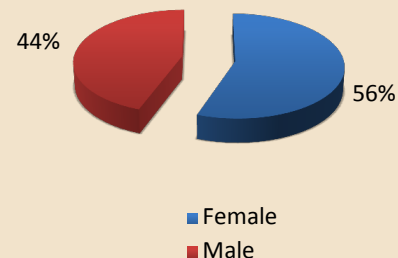
Distribution of study tour participants, by topic



Total: 361

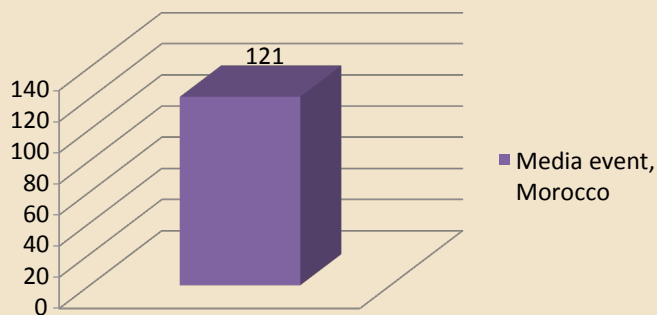
*Some study tours covered more than one topic.

Breakdown of study tour participants, by gender

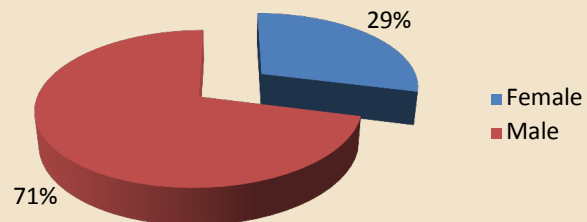


Total conference and media activities participants in the Middle East and North Africa in 2015: 121

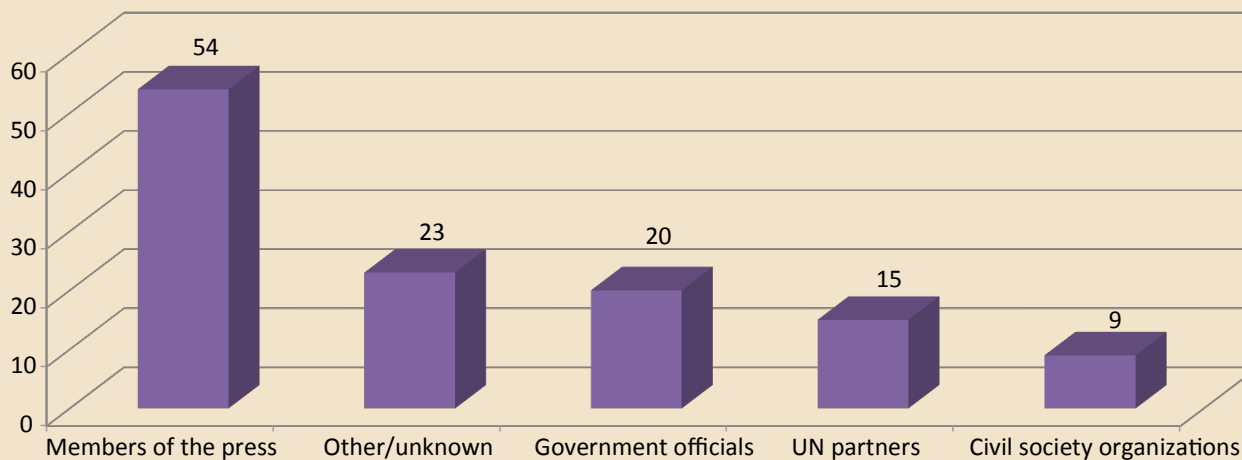
Breakdown of participants, by type of activity



Estimated breakdown of conference and media event participants, by gender



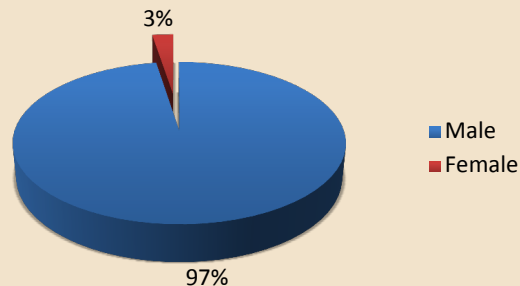
Breakdown of participants in media events, by type of participant



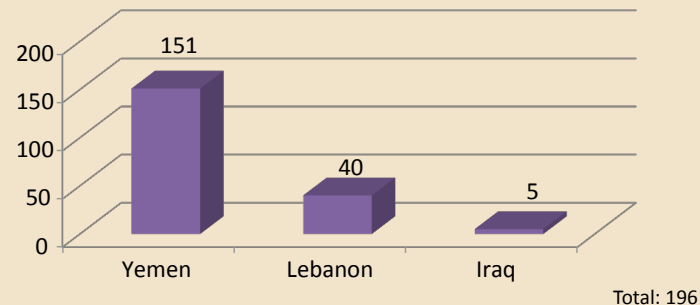
Total: 121

Total number of technical assistance participants from the Middle East and North Africa in 2015: 196

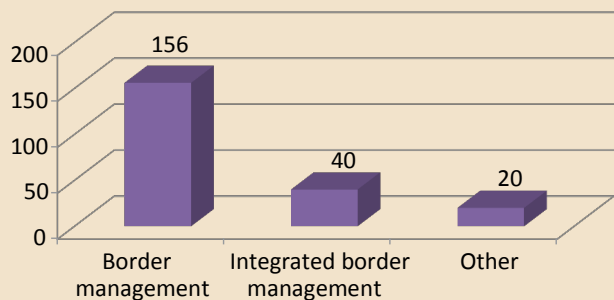
Estimated breakdown of participants in technical assistance activities, by gender



Breakdown of technical assistance activities, by country of implementation



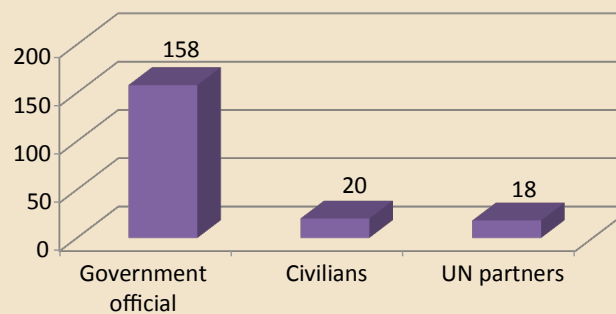
Breakdown of technical assistance activities, by type of assistance



*Some activities covered more than one topic.

Total: 216

Breakdown of technical assistance activities, by type of participant



Total: 196

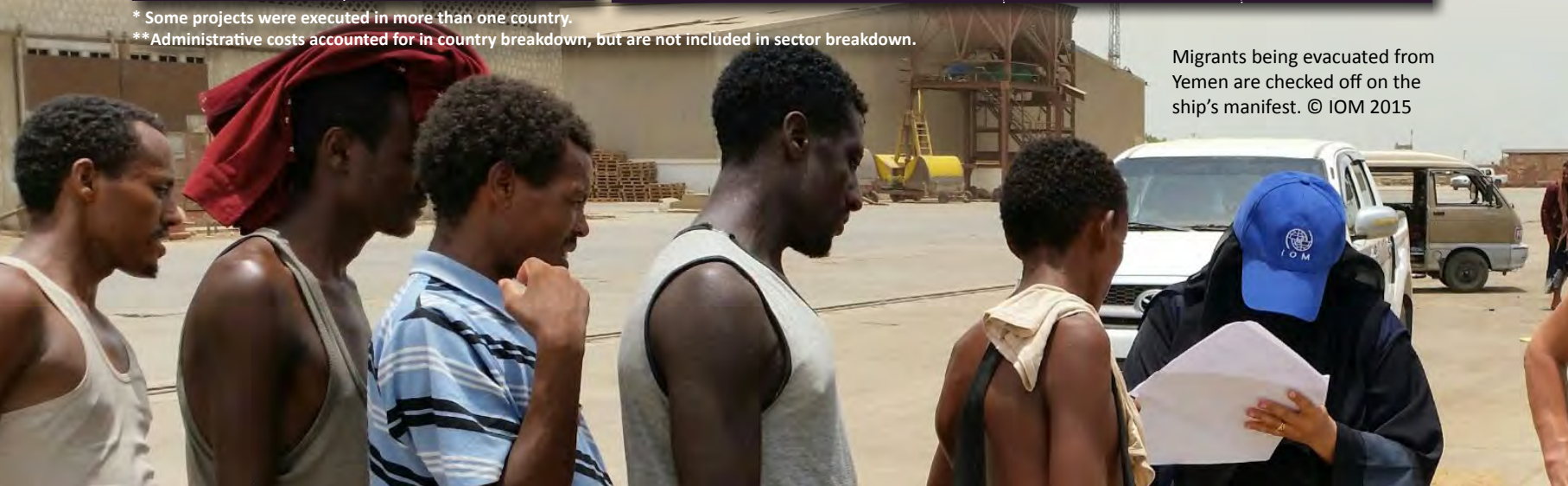
Breakdown of 2015 expenditures, by country and project sector

Country	Total expenditure (USD)	Sector	Total expenditure (USD)	Number of projects
Algeria	69,910	Emergencies	111,552,834	74
Egypt	11,751,215	Movements	52,100,604	45
Iraq	91,713,564	Post-Crisis	37,749,064	22
Jordan	44,287,972	Migration Health	13,755,011	33
Kuwait	867,669	Migrant Assistance	12,470,069	49
Lebanon	18,723,666	Labour Migration and Human Development	6,418,499	33
Libya	4,318,543	General Programme Support	4,944,768	20
Morocco	5,627,451	Immigration and Border Management	4,252,543	11
Saudi Arabia	344,004	Migration Research and Publications	400,958	10
Sudan	17,095,374	Total	243,644,351	297
Syrian Arab Republic	15,837,427			
Tunisia	2,818,430			
Yemen	30,773,104			
Total	244,228,330			

* Some projects were executed in more than one country.

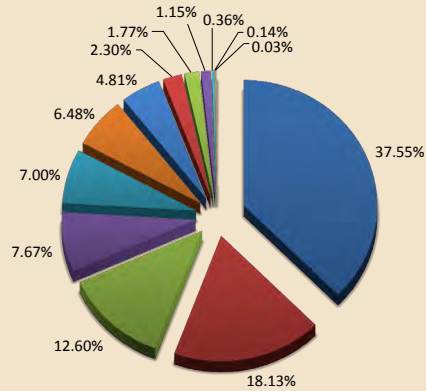
** Administrative costs accounted for in country breakdown, but are not included in sector breakdown.

Migrants being evacuated from Yemen are checked off on the ship's manifest. © IOM 2015



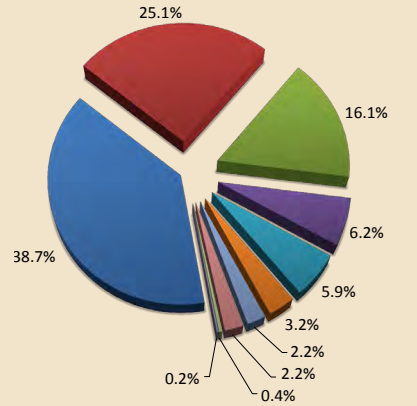
Financial data for IOM activities in the Middle East and North Africa region in 2015

Breakdown of total expenditures, by country



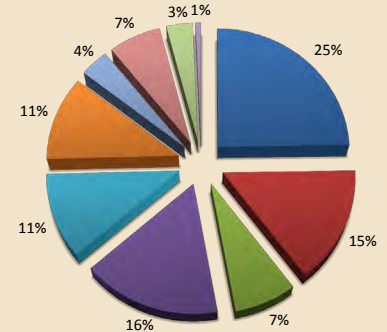
- Iraq
- Jordan
- Yemen
- Lebanon
- Sudan
- Syrian Arab Republic
- Egypt
- Morocco
- Libya
- Tunisia
- Kuwait
- Saudi Arabia
- Algeria

Breakdown of total expenditures, by type of activity



- Emergencies
- Movements
- Post-Crisis
- Migrant assistance
- Migration health
- Immigration and border management
- Labour migration and human development
- General programme support
- Migration research and publications
- Administrative budget

Breakdown of total projects, sector of activity



- Emergencies
- Movements
- Post-crisis
- Migrant assistance
- Migration health
- Labour migration and human development
- Immigration and border management
- General programme support
- Migration research and publications
- Administrative budget



SUSTAINABLE DEVELOPMENT GOALS

Transforming Our World: the 2030 Agenda for Sustainable Development



MHub

www.mixedmigrationhub.org

Global Sites

Headquarters

www.iom.int

Missing Migrants

<http://missingmigrants.iom.int/>

Migrant Footprints

www.migrantfootprints.info/

European Migration Portal

<http://migration.iom.int/europe/>

I am migrant

www.iamamigrant.org



www.facebook.com/IOM.MENA/



[@IOM_MENA](https://twitter.com/IOM_MENA)



www.menamigration.com



International Organization for Migration (IOM)

Regional Office for the Middle East and North Africa
47C, Abu El-Feda Street, Zamalek, Cairo, Egypt

Tel.: +202 2736 5140 • Fax.: +202 2736 5139 • E-mail: ROCairo@iom.int

Website: www.iom.int