



# ASSISTED VOLUNTARY RETURN AND REINTEGRATION

## 2015 KEY HIGHLIGHTS



International Organization for Migration

The opinions expressed in the report are those of the authors and do not necessarily reflect the views of the International Organization for Migration (IOM). The designations employed and the presentation of materials throughout the report do not imply the expression of any opinion whatsoever on the part of IOM concerning the legal status of any country, territory, city or area, or of its authorities, or concerning its frontiers or boundaries.

IOM is committed to the principle that humane and orderly migration benefits migrants and society. As an intergovernmental organization, IOM acts with its partners in the international community to: assist in meeting the operational challenges of migration, advance understanding of migration issues, encourage social and economic development through migration, and uphold the human dignity and well-being of migrants.

### Acknowledgements

The authors Anh Nguyen, Nicola Graviano and Nazanine Nozarian, would like to thank IOM colleagues Michele Bombassei, Rosilyne Borland, Astrid Carruet, Sacha Chan Kam, Patrice Cluzant, Sarah Craggs, Yitna Getachew, Anna Hardy, Tim Howe, Anne Janssen, Denise Lassar, Agueda Marin, Jonathan Martens, Thomas Mertz, Irina Todorova, IOM Global Migration Data Analysis Centre (GMDAC), IOM Media and Communication Division (MCD) and all the IOM colleagues in the field for their valuable contributions to this report.

For further information, please contact [mad@iom.int](mailto:mad@iom.int)

---

### Publisher:

International Organization for Migration  
17, Route des Morillons  
1211 Geneva 19  
Switzerland  
Tel.: +41 22 717 91 11  
Fax: +41 22 798 61 50  
E-mail: [hq@iom.int](mailto:hq@iom.int)  
Internet: [www.iom.int](http://www.iom.int)

Cover: IOM transit centres in Niger. © IOM/Amanda Nero 2016  
Photos Copyright: © IOM

© 2016 International Organization for Migration (IOM)

All rights reserved. No part of this publication may be reproduced, stored in a retrieval system, or transmitted in any form or by any means, electronic, mechanical, photocopying, recording or otherwise without the prior written permission of the publisher.

This report has been issued without formal editing by IOM.

## FOREWORD

2015 has been a year of significant developments for international migration. Events in Europe and in neighbouring countries in the Mediterranean, but also in Central America, South-East Asia and Africa have once more demonstrated, too often in a tragic way, that human mobility is an unavoidable feature of contemporary world. These events have also shown that migration worldwide has reached such a scale and complexity, that effective solutions can only be formulated through a concerted response between all parties involved. In this context, return migration has gained increasing importance in the agenda of national and international policymakers around the world because of its impact on host countries, transit countries, countries of origin and of course migrants and their communities. In 2015, Assisted Voluntary Return and Reintegration (AVRR) has received renewed political recognition as preferred options to manage irregular migration as part of a comprehensive approach to migration management.

Since the International Organization for Migration (IOM) firstly introduced it in 1979, AVRR has been at the heart of IOM's commitments to protect migrants' rights while taking into due account the prerogatives and concerns of governments at the different ends of the migration spectrum. IOM has proven that AVRR contributes to an effective, humane and orderly management of migration, facilitating the dialogue among all concerned stakeholders and benefiting both migrants and society at large.

The *AVRR 2015 Key Highlights* report showcases IOM's contribution to return management in 2015. It provides an overview of the current trends at both the global and regional levels regarding voluntary return and reintegration assistance. In 2015, AVRR support was provided to nearly 70,000 migrants: the highest level in the past fifteen years and an increase of almost 60 per cent as compared to 2014. Among these returnees were migrants in vulnerable conditions who received specific attention and were assisted with tailored support in their voluntary return and reintegration process. The information is presented this year through the use of new graphics and maps produced by IOM Global Migration Data Analysis Centre (GMDAC), which will make it easier and more appealing for the reader to learn about the work carried out by the Organization.

In light of the current global migration trends, AVRR is likely to increase in the years to come – not only in the volume of migrants in need of assistance, but also in the number of actors involved and the intricacy of challenges. This scenario calls for additional efforts in formulating return policies that hold migrant dignity and well-being as their core objectives. Further engagement will also be necessary to implement robust reintegration strategies that provide a real alternative for returning migrants and help reduce irregular migration.

Through the publication of this report, IOM intends to reaffirm its advocacy towards the incorporation of AVRR in any global response to migration and its support to Member States and international partners for the development of innovative and effective interventions in the area of voluntary return and reintegration assistance.



**Renate Held**  
Director, Department of Migration Management  
IOM Headquarters



**Anh Nguyen**  
Head, Migrant Assistance Division  
IOM Headquarters

# TABLE OF CONTENTS

Foreword	3
List of tables, charts and maps	5
List of acronyms	6
AVRR in 2015: general overview	7
Host countries/regions highlights	10
Countries/regions of origin highlights	14
Vulnerable migrants	17
Reintegration assistance	18
AVRR in 2015: Regional highlights	22
Asia and the Pacific	22
Central and North America and the Caribbean	25
East and Horn of Africa	28
European Economic Area	31
Middle East and North Africa	40
South America	44
South-Eastern Europe, Eastern Europe and Central Asia	47
Southern Africa	50
West and Central Africa	54
i am a migrant	58
Annexes	60
IOM regional coverage	60
Host countries/territories for AVRR, 2011–2015	62
Countries/territories of origin for AVRR, 2011–2015	66
Main return flows for AVRR, 2015	71

# LIST OF TABLES, CHARTS AND MAPS

## Charts:

Chart 1: Overview of AVRR in 2015 and 2014	7
Chart 2: AVRR overview, 2005–2015	8
Chart 3: Age breakdown of AVRR beneficiaries, 2015	9
Chart 4: Top 10 host countries comparison between 2015 and 2014	11
Chart 5: Top 10 transit countries comparison between 2015 and 2014	12
Chart 6: Comparison of returns from host regions between 2015 and 2014	13
Chart 7: Top 10 countries/territories of origin comparison between 2015 and 2014	15
Chart 8: Comparison of regions of origin between 2015 and 2014	16
Chart 9: Breakdown of assisted migrants per type of vulnerability, 2015	17
Chart 10: Breakdown of estimated financial expenditures per type of support (cash/in-kind), 2015	19
Chart 11: Top 5 Host countries in the Asia and the Pacific region, 2015	22
Chart 12: Top 5 Countries of origin in the Asia and the Pacific region, 2015	22
Chart 13: Top 5 host countries in Central and North America and the Caribbean region, 2015	25
Chart 14: Top 5 countries of origin in Central and North America and the Caribbean region, 2015	25
Chart 15: Top 4 host countries in East and Horn of Africa region, 2015	28
Chart 16: Top 5 countries of origin in East and Horn of Africa region, 2015	28
Chart 17: Top 10 Host countries in the EEA, comparison between 2015 and 2014	32
Chart 18: Top 10 countries/territories of origin from the EEA, comparison between 2015 and 2014	33
Chart 19: Top 5 countries of origin in the EEA, 2015	33
Chart 20: Top 5 host countries in the MENA region, 2015	41
Chart 21: Top 5 countries of origin in the MENA region, 2015	41
Chart 22: Top 5 host countries in South America, 2015	45
Chart 23: Top 5 countries of origin in South America, 2015	45
Chart 24: Top 5 host countries in SEECA, 2015	47
Chart 25: Top 5 countries/territories of origin in SEECA, 2015	47
Chart 26: Top 5 host countries in Southern Africa, 2015	52
Chart 27: Top 5 countries of origin in Southern Africa, 2015	52
Chart 28: Top 5 host countries in the WCA region, 2015	55
Chart 29: Top 5 countries of origin in the WCA region, 2015	55

## Figure:

Figure 1: Sex breakdown of AVRR beneficiaries, 2015	8
---	---

## Maps:

Map 1: Regional AVRR flows in 2015	9
Map 2: Host countries for AVRR in 2015	10
Map 3: Countries/territories of origin for AVRR in 2015	14
Map 4: Estimation of expenses related to financial support for reintegration per region of origin, 2015	18
Map 5: Main intraregional flows in Asia and the Pacific, 2015	23
Map 6: Main return flows from the EEA to Central and North America and the Caribbean region, 2015	26
Map 7: Main return flows to the East and Horn of Africa region, 2015	29
Map 8: Main countries/territories of origin for AVRR from Germany, 2015	34
Map 9: Main countries/territories of origin for AVRR from Austria, 2015	34
Map 10: Main countries/territories of origin for AVRR from Belgium, 2015	35
Map 11: Main countries/territories of origin for AVRR from Greece, 2015	35
Map 12: Main countries/territories of origin for AVRR from the Netherlands, 2015	36
Map 13: Main return flows from the MENA region, 2015	42
Map 14: Main countries of origin in South America (and related top host countries in EEA), 2015	45
Map 15: Main return flows from the EEA to SEECA, 2015	48
Map 16: Main return flows from Southern Africa, 2015	51
Map 17: Main return flows from the WCA region, 2015	55

## LIST OF ACRONYMS

<b>AMIF</b>	Asylum, Migration and Integration Fund
<b>AOM</b>	Aged-out Minors
<b>AVR</b>	Assisted Voluntary Return
<b>AVRR</b>	Assisted Voluntary Return and Reintegration
<b>CoO</b>	Country of Origin
<b>EEA</b>	European Economic Area
<b>EU</b>	European Union
<b>EUR</b>	Euro
<b>IOM</b>	International Organization for Migration
<b>IUU</b>	Illegal, unreported and unregulated fishing
<b>MENA</b>	Middle East and North Africa
<b>MIDSA</b>	Migration Dialogue for Southern Africa
<b>NGO</b>	Non-Governmental Organization
<b>SADC</b>	Southern African Development Community
<b>SEECA</b>	South-Eastern Europe, Eastern Europe and Central Asia
<b>UMC</b>	Unaccompanied Migrant Child
<b>USD</b>	United States dollar
<b>VoT</b>	Victim of Trafficking
<b>WCA</b>	West and Central Africa

# AVRR IN 2015: GENERAL OVERVIEW

Assisted Voluntary Return and Reintegration (AVRR) is one of the core support activities provided by IOM to Migrants and Member States. Often implemented in cooperation with Non-Governmental Organizations and Diaspora communities, AVRR provides vital assistance to tens of thousands of migrants returning home every year.

In 2015, IOM provided AVRR assistance to 69,540 returnees from 97 host and transit countries and 156 countries of origin, including 1,844 victims of trafficking (VoTs) and 580 unaccompanied migrant children (UMCs). As highlighted in Chart 1, this represents a sharp increase (approximately +60%) in comparison to 2014, where IOM assisted 43,786 migrants to return to their countries of origin in a humane and dignified manner.<sup>1</sup> It is worth noting that these figures do not include emergency returns

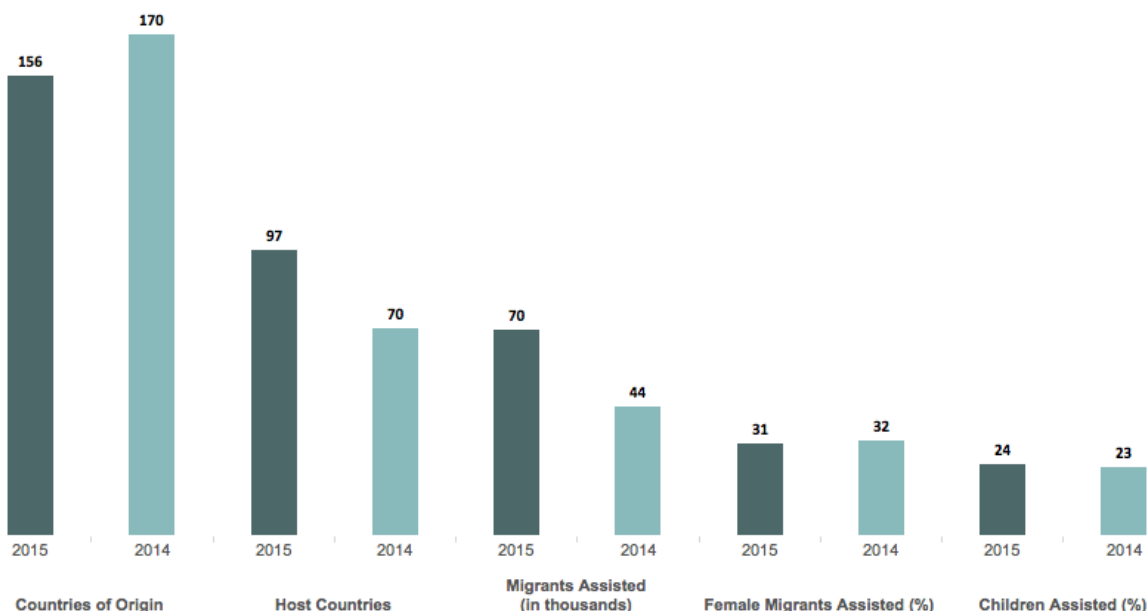
undertaken under humanitarian evacuations but only in the framework of AVRR.

Chart 2 provides an overview of the number of AVRR beneficiaries since 2005 and clearly shows that returns in 2015 were the highest recorded over the last 11 years, with 69,540 migrants assisted by IOM. However, it should be highlighted that the level of returns has been affected in 2015 by gaps in the main AVRR funding instrument, the EU Asylum, Migration and Integration Fund (AMIF).

AVRR is likely to increase in the years to come in both volumes and complexity.

Looking closer at the ten previous years, from 2005 to 2014, the number of migrants assisted per year varied from approximately 25,000 to around 49,000, with a yearly average of 37,000 returns.

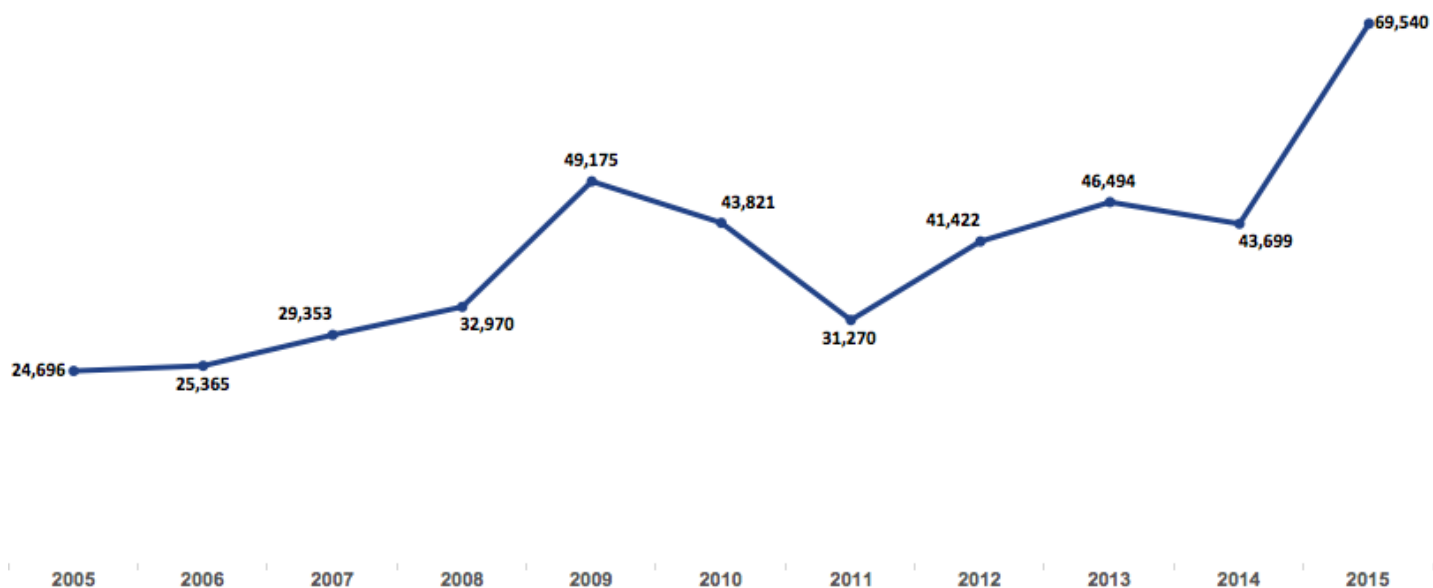
Chart 1: Overview of AVRR in 2015 and 2014



<sup>1</sup>All figures, charts and maps in the report are based on 2015 IOM data unless otherwise stated.

## AVRR 2015 KEY HIGHLIGHTS - GENERAL OVERVIEW

Chart 2: AVRR overview, 2005–2015



Of the 69,540 migrants assisted to return home with IOM in 2015, 69 per cent were male while 31 per cent were female. This is comparable to the gender breakdown of AVRR beneficiaries in 2014, as highlighted in Chart 1. This share of female returnees, representing approximately the third of AVRR beneficiaries, further reinforces the necessity of IOM’s tailored assistance to returnees which addresses the specific needs and potential vulnerabilities they may face.

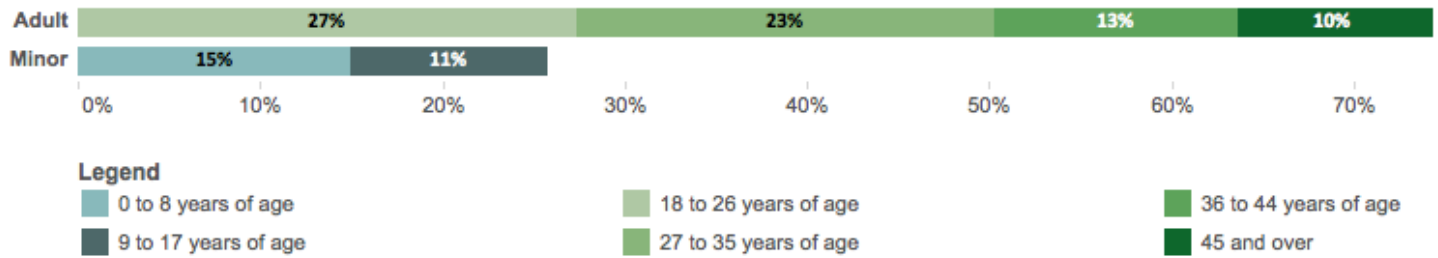
Figure 1: Sex breakdown of AVRR beneficiaries, 2015



As highlighted in Chart 3, one in four AVRR beneficiaries in 2015 was a minor (24%) and most returnees (51%) were aged between 18 and 35. This is also comparable to the share of minors who returned voluntarily with IOM in 2014 (23%).



Chart 3: Age breakdown of AVRR beneficiaries, 2015



Approximately 44 per cent of the 59,600 cases for which information on migrant status was available concerned rejected asylum-seekers. Other categories of migrants assisted under IOM’s AVRR programmes included undocumented migrants or irregular migrants (28%).

Map 1 highlights the intricacy of AVRR flows, not only between different regions (see Annex related to IOM regional coverage) but also at the intraregional level.

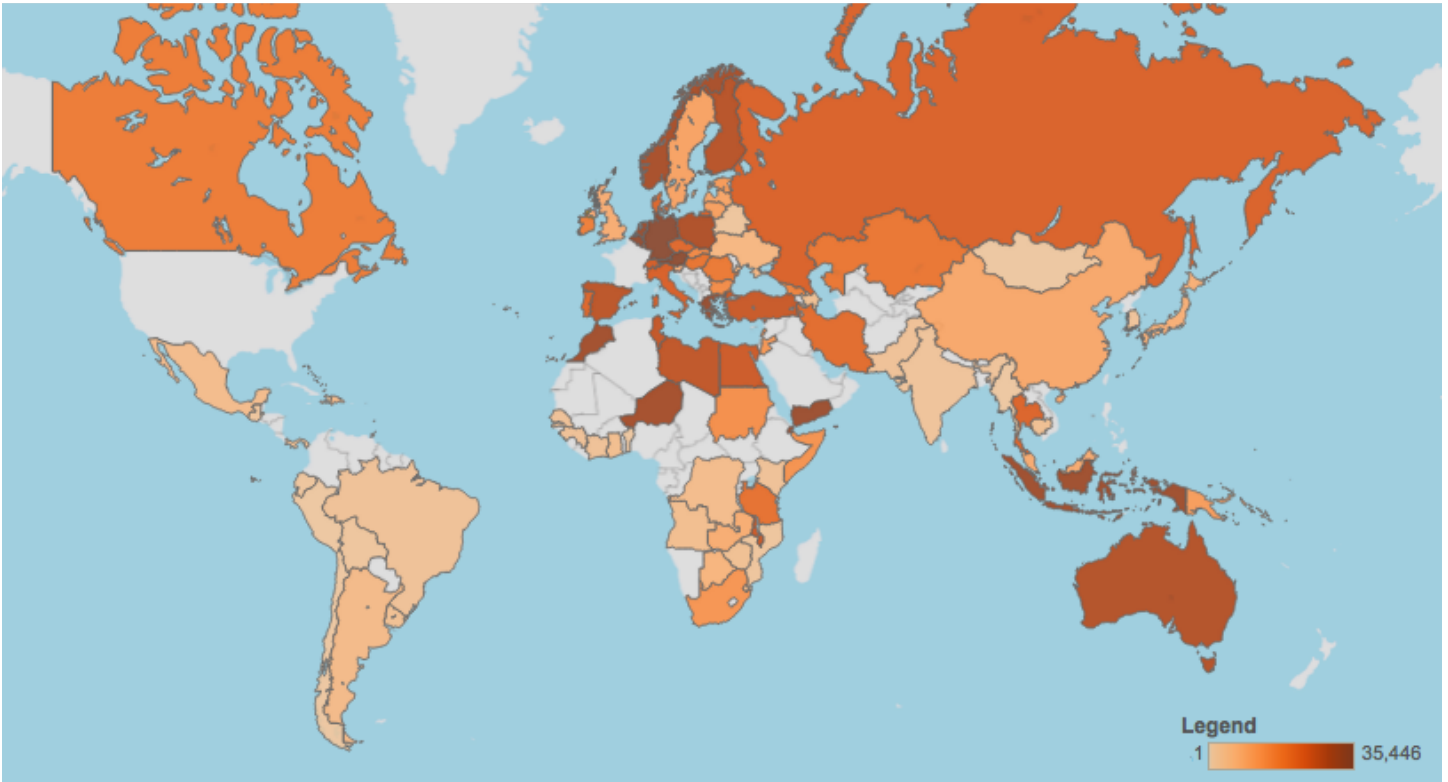
Map 1: Regional AVRR flows in 2015



Map is for illustrative purpose. Boundaries and names shown and designations used do not imply official endorsement or acceptance by IOM.

## HOST COUNTRIES/REGIONS HIGHLIGHTS

Map 2: Host countries for AVRR in 2015

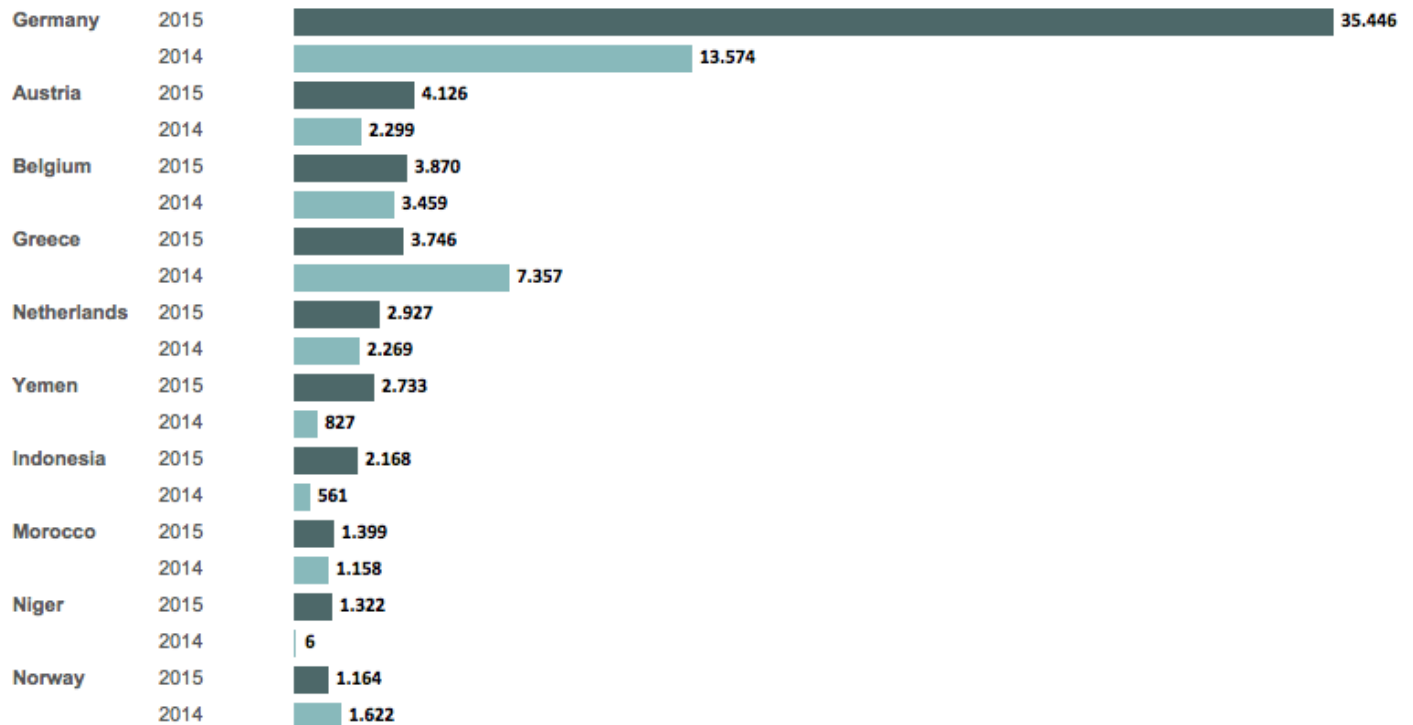


Top 10 host countries for AVRR in 2015 were Germany (35,446 returns), Austria (4,126), Belgium (3,870), Greece (3,746), the Netherlands (2,927), Yemen (2,733), Indonesia (2,168), Morocco (1,399), Niger (1,322) and Norway (1,164).

Returns from these 10 countries represented 85 per cent of the total return flows. It is worth mentioning that Germany alone represented more than half of the 69,540 total returns in 2015.

Chart 4 provides a comparison of the top 10 host countries between 2015 and 2014.

Chart 4: Top 10 host countries comparison between 2015 and 2014



While in some countries – such as Belgium, the Netherlands or Norway – the number of returns in 2015 are on par with the year 2014, others have experienced an important increase in the number of AVRR beneficiaries. This is particularly the case for Germany, top recipient of asylum applications in Europe, from where voluntary returns have almost tripled between 2014 and 2015.

It is worth noting that returns from Niger have also increased exponentially in 2015 – this trend is further highlighted in the chapter related to West and Central Africa.

As previously mentioned, the important decrease in the number of returns from Greece in 2015 (when compared with the 7,357 migrants assisted to return from Greece in 2014) is linked to the EU AMIF gap.

## AVRR 2015 KEY HIGHLIGHTS - HOST COUNTRIES/REGIONS HIGHLIGHTS

Importantly, in recent years, AVRR from transit countries has increased as a mechanism for supporting migrants, especially those in particularly vulnerable conditions. Indeed, half of the top 10 host countries for AVRR in 2015 are usually referred to as transit countries,<sup>2</sup> namely Greece, Yemen, Indonesia, Morocco and Niger.

In a context in which migrants continue to be stranded while in transit, IOM has implemented AVRR programmes with the support of national and regional actors. In 2013–2015, IOM frequently assisted returns from various regions and transit countries such as Indonesia, Yemen and Morocco. In terms of transitory migration flows, over half of the top 10 transit countries were in the Middle East and North Africa (MENA) region, with the highest number of assisted returnees in 2015 departing from Yemen – three times the numbers in 2014 (Chart 4). The large increase in the AVRR caseload from Yemen corresponded to a higher number of Ethiopian nationals assisted in their

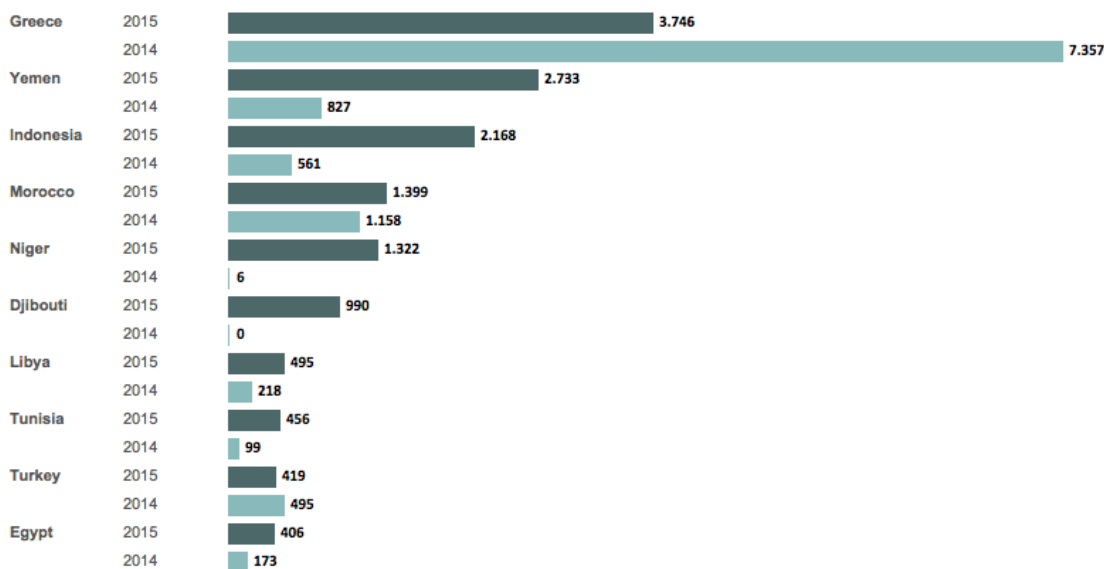
return compared to the previous year (2,727 in 2015 versus 1,509 in 2014). The prevalence of AVRR in this region is an indicator that it is a major passage for migrants trying to reach other destinations.

Chart 5 highlights the number of returns from the top 10 transit countries for AVRR in 2015, in comparison with 2014.

Also, in 2015, Niger became one of the top transit countries of return, with 1,322 individuals assisted in their return from the country. The greater relevance of Niger as a transit country of return in 2015 is reflected in higher figures of West African nationals being assisted through IOM AVR programmes (e.g. Senegal, Guinea, Mali, Cameroon and Côte d’Ivoire).

A significant increase in the AVRR caseload in 2015, compared to 2014, was also recorded in Indonesia (almost 2,168 cases in 2015 as opposed to 561 in 2014).

Chart 5: Top 10 transit countries comparison between 2015 and 2014



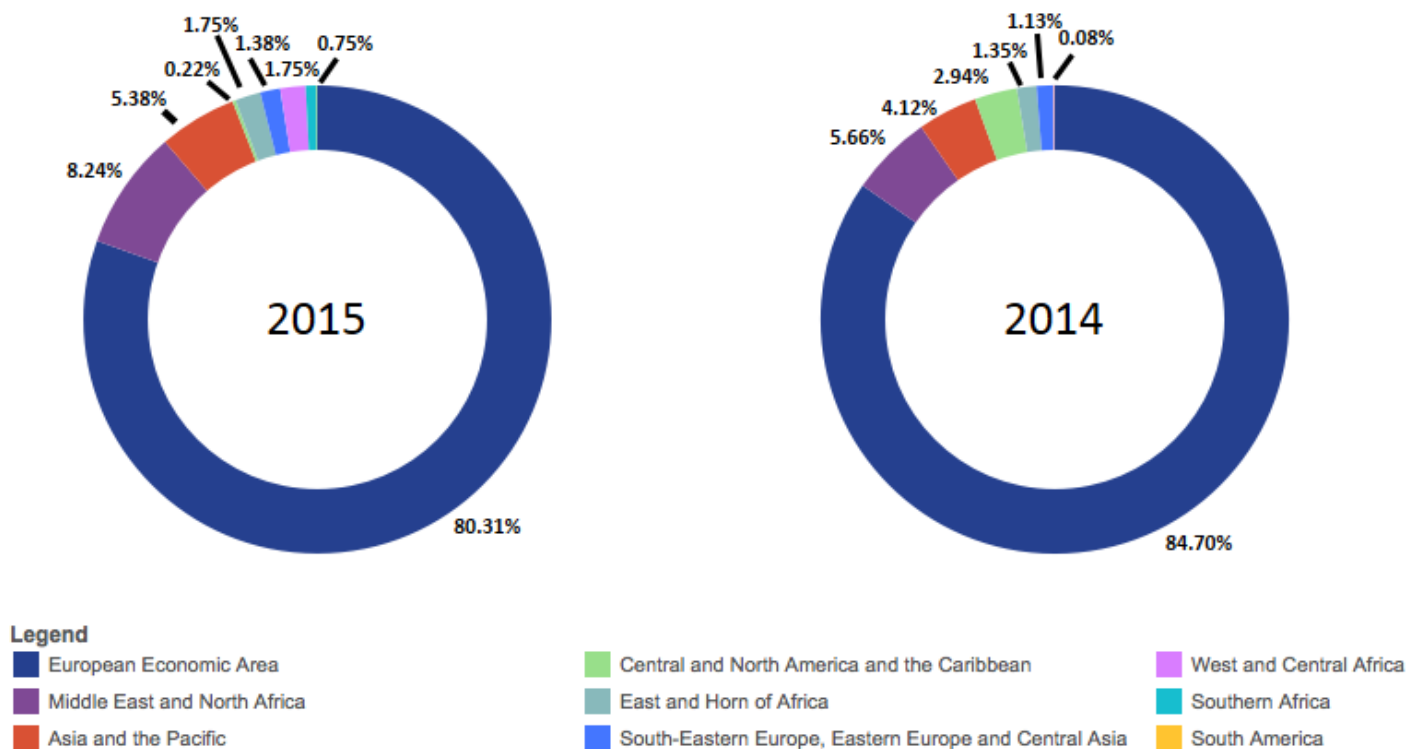
<sup>2</sup> In the migratory context, transit countries are usually referred to as countries through which a person or a group of persons pass on any journey to the country of destination. Nevertheless, many migrants, especially those migrating irregularly, often cannot continue their journey for a variety of reasons and instead become stranded in a transit country. In this context, transit and destination countries are not always clearly distinguishable.

Looking at the regional level (Chart 6), the main share (80%) of AVRR beneficiaries in 2015 returned from the European Economic Area (EEA). While the number of returnees from the EEA has increased importantly from 37,086 in 2014 to 55,851 in 2015, the ratio of returns from the EEA to the total number of returns has decreased from nearly 85 per cent in 2014 to 80 per cent in 2015.

This trend is due to the fact that voluntary returns from other regions are also increasing, and this is particularly the case for the MENA, West and Central Africa (WCA) and Asia and the Pacific.

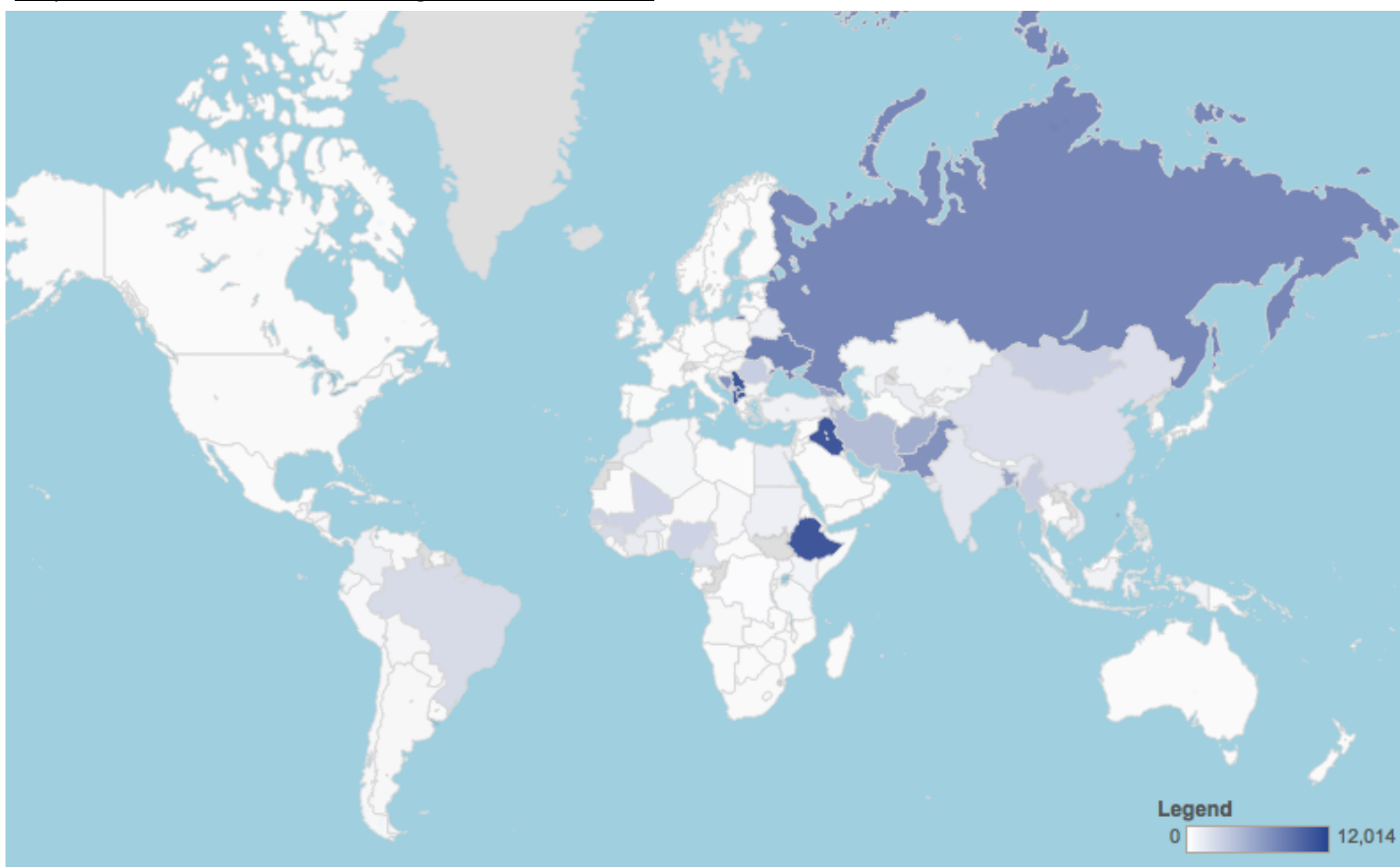
Additional information for each region can be found in the chapter related to the regional highlights.

Chart 6: Comparison of returns from host regions between 2015 and 2014



## COUNTRIES/REGIONS OF ORIGIN HIGHLIGHTS

Map 3: Countries/territories of origin for AVRR in 2015

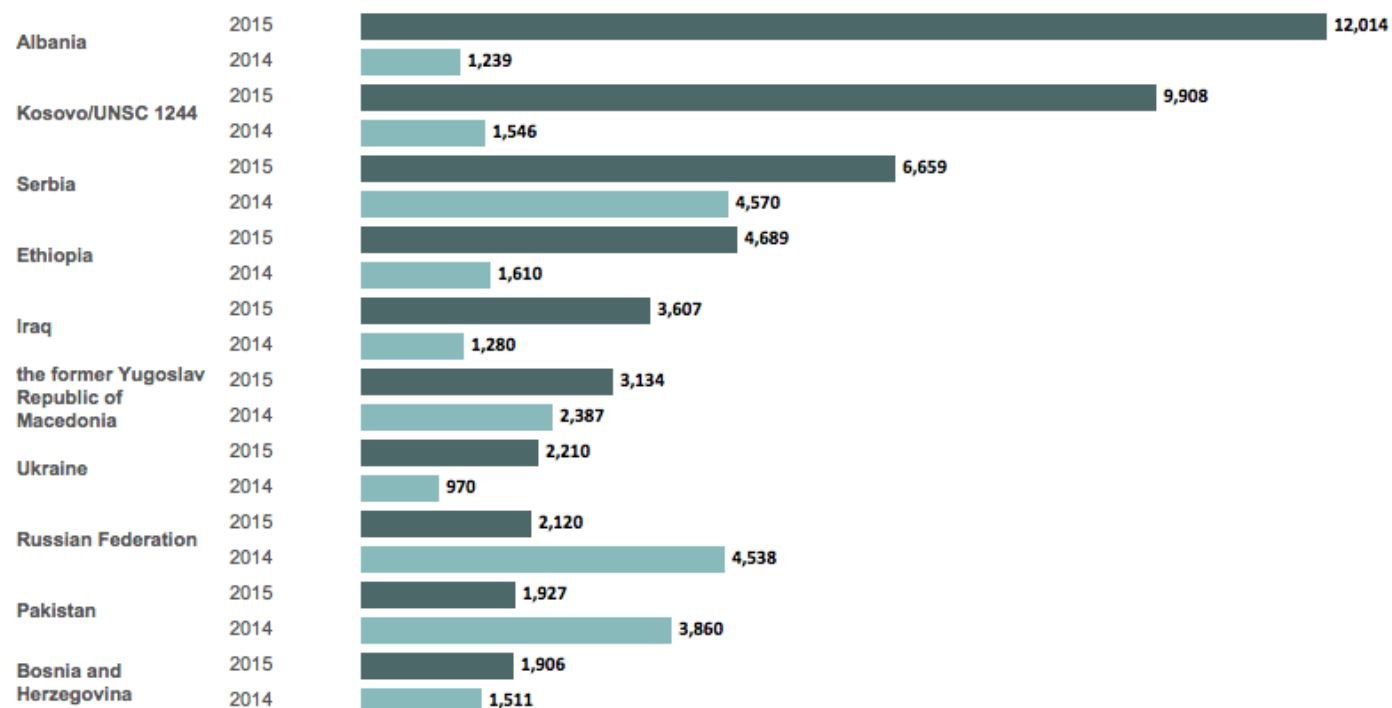


The top 10 countries/territories of origin for AVRR in 2015 were Albania (12,014 migrants assisted to return voluntarily), UNSC resolution 1244-administered Kosovo<sup>3</sup> (9,908), Serbia (6,659), Ethiopia (4,689), Iraq (3,607), the former Yugoslav Republic of Macedonia (3,134), Ukraine (2,210), the Russian Federation (2,120), Pakistan (1,927) and Bosnia and Herzegovina (1,906). These ten countries/territories represent 70

per cent of the total 69,540 migrants assisted with AVRR in 2015 and Albania, Kosovo/UNSC 1244 and Serbia alone represent more than 40 per cent of the total number of AVRR beneficiaries. It is worth mentioning that returns to Ethiopia, Iraq and Ukraine also increased exponentially in 2015, in comparison with 2014 figures.

<sup>3</sup> Hereinafter referred to as Kosovo/UNSC 1244.

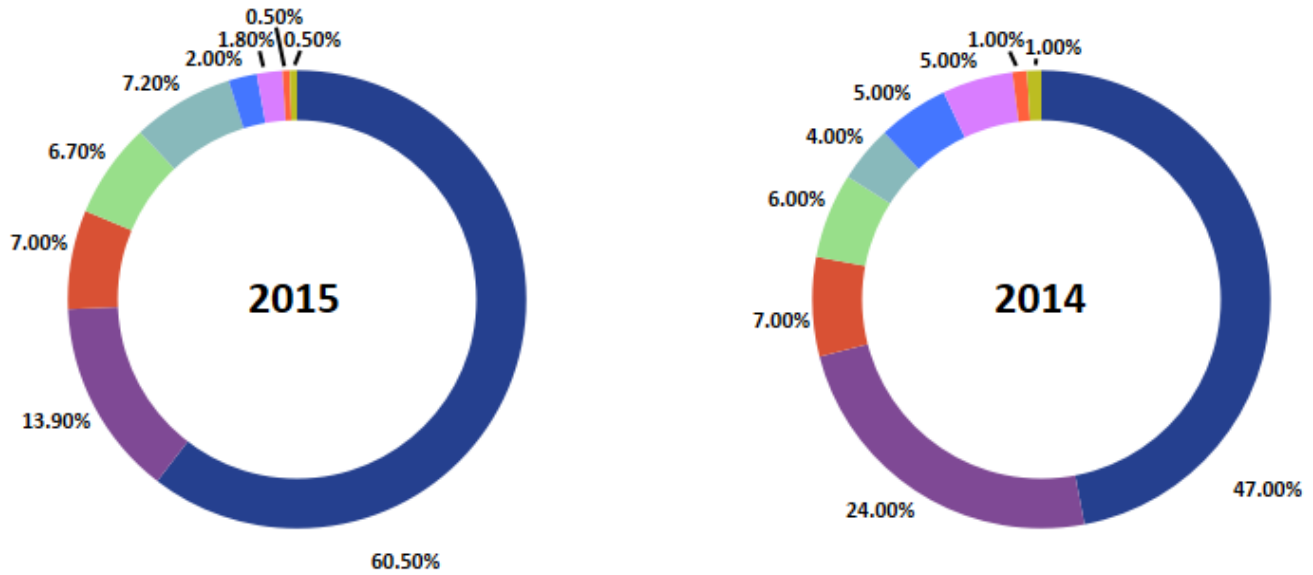
Chart 7: Top 10 countries/territories of origin comparison between 2015 and 2014



At the regional level, migrants assisted with AVRR in 2015 mainly returned to South-Eastern Europe, Eastern Europe and Central Asia (41,931 returns, i.e. approx. 61% of total returns), followed by Asia and the Pacific (9,932 returns, i.e. approx. 14% of total returns), East and Horn of Africa (5,009 returns, i.e. approx. 7% of total returns), the Middle East and North Africa (4,858 returns, i.e. approx. 7% of total returns), and West and Central Africa (4,648 returns, i.e. approx. 7% of total returns).

As highlighted in Chart 8, the main changes in comparison with 2014 is the higher share of returns to South-Eastern Europe, Eastern Europe and Central Asia (from 47% in 2014 to 61% in 2015) and the lower share of returns to Asia and the Pacific (from 24% in 2014 to 14% in 2015) despite the fact that the number of returns to the latter region remained stable (approximately 10,000 returns).

Chart 8: Comparison of regions of origin between 2015 and 2014



**Legend**

- South-Eastern Europe, Eastern Europe and Central Asia
- Asia and the Pacific
- Middle East and North Africa
- West and Central Africa
- East and Horn of Africa

- European Economic Area
- South America
- Southern Africa
- Central and North America and the Caribbean



## VULNERABLE MIGRANTS

Identifying and addressing the specific needs of migrants in vulnerable situations – which may be related to their age, traumatic experiences, psychosocial and medical condition, self-sufficiency, education or security concerns, among others – is key to enhance the return prospects of these returnees. In addition to the regular return assistance, IOM implements specific projects or components targeting these specific needs and aiming at ensuring a more comprehensive and tailored approach for vulnerable groups such as for instance VoTs, UMCs and Migrants with health-related needs.

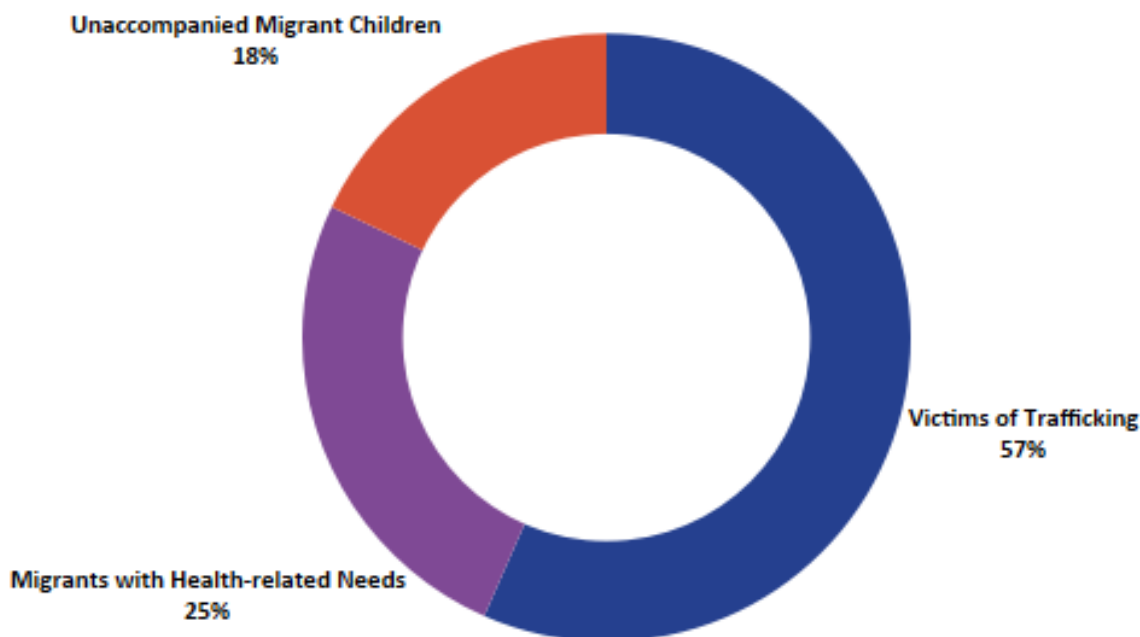
In 2015, IOM assisted 3,258 migrants in vulnerable conditions to return home voluntarily, in a safe and

dignified manner, and according to IOM's specific principles and guidelines. This share represents approximately 5 per cent of the total returns assisted by IOM over the year.

As shown in Chart 9, VoTs represent 57 per cent of the total vulnerable migrants assisted in 2015, migrants with health-related needs 25 per cent and UMCs 18 per cent.

Additional information on regional trends related to migrants in vulnerable conditions can be found in the chapter related to the regional highlights.

Chart 9: Breakdown of assisted migrants per type of vulnerability, 2015



## REINTEGRATION ASSISTANCE

Reintegration assistance is provided to help individuals returning to their countries of origin to re-establish themselves. Reintegration assistance can range from a limited reinstatement allowance at the microlevel to a variety of socioeconomic assistance measures provided directly to the returnees or to the communities of return in the countries of origin at the macrolevel.

Approximately 28,000 returnees were provided with financial support in cash and/or in kind before departure or upon arrival in 2015 in their countries of origin.<sup>4</sup> The estimated level of expenditure for this support to returnees in 2015 is USD 25 million.

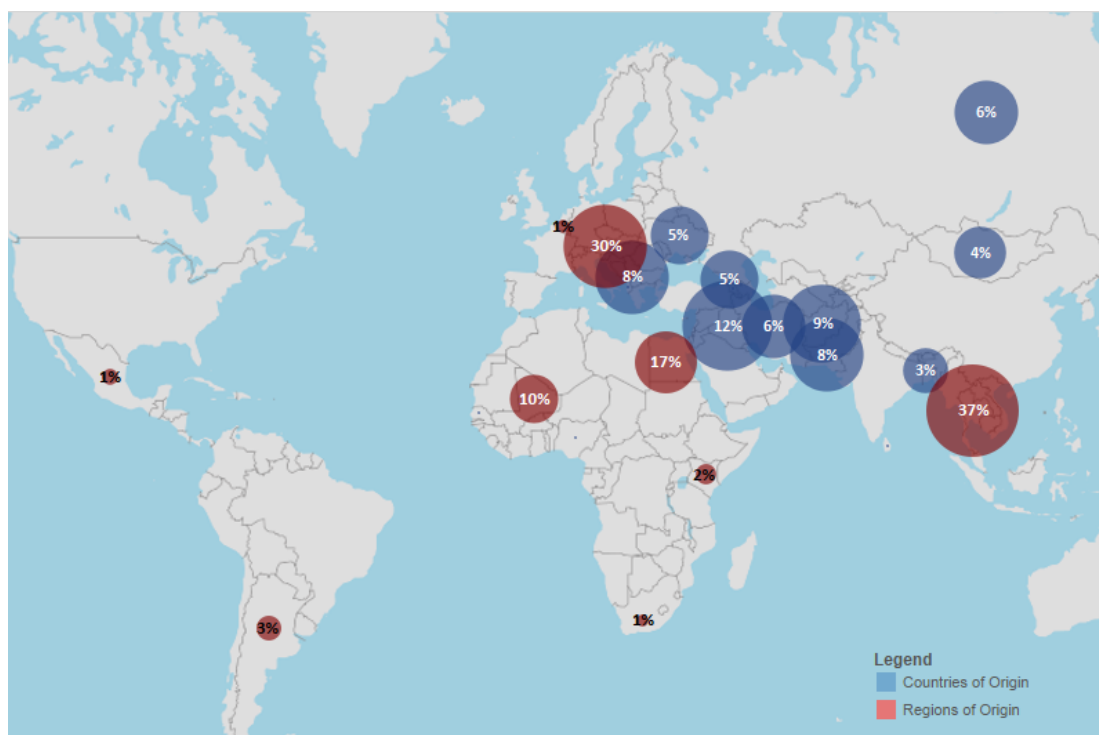
As shown in Map 4, this amount was mostly distributed to returnees returning to Asia and the

Pacific region (approximately 37%), South-Eastern Europe, Eastern Europe and Central Asia (approximately 30%) and MENA (approximately 17%).

Main countries/territories of origin where these expenses were made are Iraq (12%), Afghanistan (9%), Kosovo/UNSC 1244 (8%), Pakistan (8%), the Russian Federation (6%), the Islamic Republic of Iran (6%), Ukraine (5%), Georgia (5%), Mongolia (4%) and Bangladesh (3%).

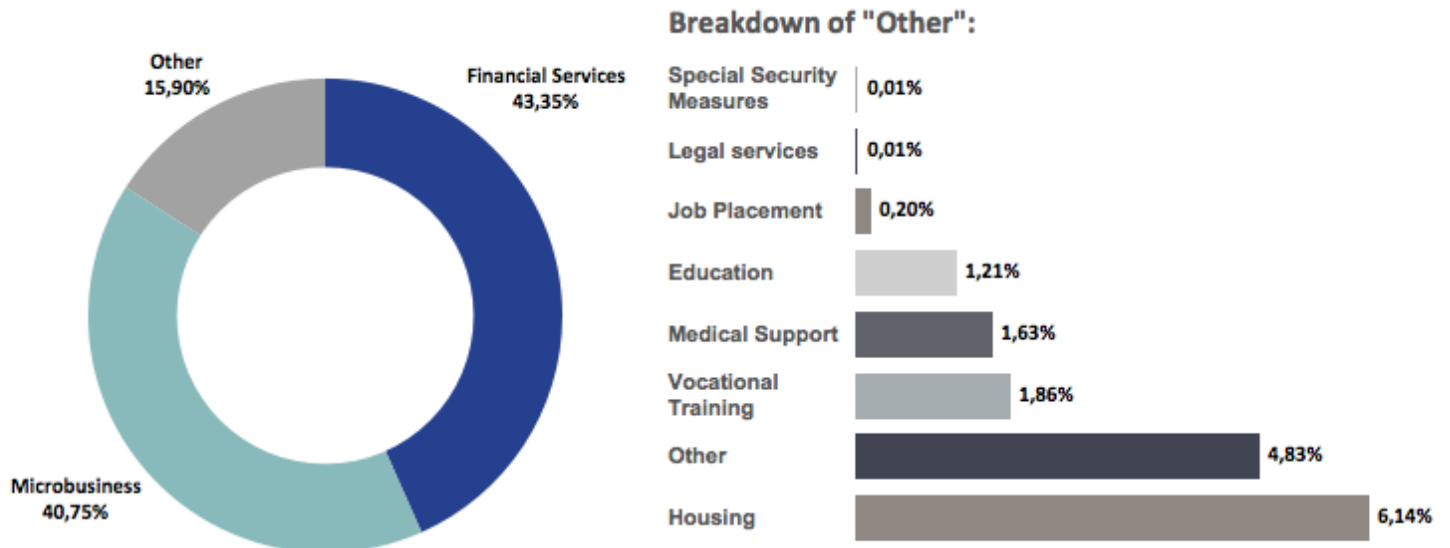
This assistance allowed migrants to address their most immediate needs upon return (such as onward transportation and temporary accommodation). It also contributed to their reintegration in countries of origin through education and training, small business set-up,

Map 4: Estimation of expenses related to financial support for reintegration per region of origin, 2015



<sup>4</sup>This includes beneficiaries who returned in 2015 or in the previous year.

Chart 10: Breakdown of estimated financial expenditures per type of support (cash/in kind), 2015



An estimate of USD 3 million (or 12% of total financial support) directly targeted migrants in vulnerable conditions (nearly 5% of total migrants assisted with AVRR).

As highlighted in Chart 10, 57 per cent of this financial support was provided in kind in the country of origin (mostly for micro-business set-up and housing assistance) and 43 per cent in cash (“financial services”) – either upon departure in the host country or post-arrival.

As individual reintegration projects are heavily influenced by the social and economic context in the country of return, a good preparation to return allows foreseeing potential obstacles and difficulties as well as avoiding unexpected expenses. The entire reintegration project must be well prepared prior to departing and monitored upon return. The role of IOM staff and other partners involved is essential in this regard. Yet, it is also fundamental to have the migrants assuming their own responsibility and take on their life project by having a proactive role in this process.

This approach was successfully rolled out within the REMPLOY III project on the following page.

## Return Migration and Sustainable Reintegration – REMPLOY III

The REMPLOY III project – implemented by IOM Rome from July 2014 to June 2015 – addressed the specific target group of economic migrants who worked in Italy and who, as a result of a job loss, decided to return voluntarily to their country of origin (CoO) and set up an independent microenterprise upon return to their CoO. The project was funded by the EU Return Fund and implemented in partnership with the Training Center “Patronato San Vincenzo”, specialized in vocational trainings, and the NGO “Etimos Foundation”, specialized in microfinance.

Activities carried out during the project’s life included:

- Pre-departure counselling on assisted voluntary return and reintegration from Italy;
- Provision of 16-hour training courses on business creation and management for each single returnee or head of family, delivered by “Patronato San Vincenzo”;
- Personalized tutoring for the elaboration of business plans with the support of “Patronato San Vincenzo” and in close coordination with the IOM Missions in the CoOs;
- Organization of the returnees transportation, support in the issuance of travel documents and provision of airport assistance upon departure;
- Provision of an individual EUR 400 in-cash reinstatement grant for each returnee, upon departure;
- Provision of a EUR 2,000 in-kind reintegration support for each single returnee or head of family;
- Individual post-return coaching provided by “Etimos Foundation” for a selected number of returnees through the provision of ad hoc information on microcredit opportunities in the CoO, the assessment of the potential of microcredit for each business plan and the support for the submission of

the business plan to the identified local microcredit institution;

- Post-return IOM monitoring within six months from return.

Under the REMPLOY III project, as many as 56 unemployed migrants at risk of irregularity and their family members (for a total of 86 individuals) have been assisted to return to Bolivia (Plurinational State of), Ecuador, Peru, Ghana, Senegal, Morocco and Tunisia, and benefited from the projects measures envisaged for the sustainability of the reintegration process. Specifically, all 56 migrants received a pre-departure training on business set-up and management delivered by “Patronato San Vincenzo” and were assisted in preparing a business plan. Upon return, their business plans were implemented with the support of the IOM Missions in the target CoOs and the provision of the in-kind grant. Further support was secured to the most promising reintegration plans through further coaching to access microcredit loans. In particular, 28 individual reintegration plans with a good potential of employment or local impact were selected to receive information/support and tutoring to access microloans.



*Pre-departure training courses on business creation and management held by Patronato S. Vincenzo at IOM Rome’s premises.*



*Small business implemented by a returnee to Peru who shares her female perspective on life, migration and return:*  
[www.youtube.com/watch?v=4fJ3wt0w7po&feature=youtu.be](http://www.youtube.com/watch?v=4fJ3wt0w7po&feature=youtu.be)

A “Guide on microfinance as a tool for the socioeconomic reintegration of migrants in their countries of origin” was produced<sup>5</sup> and printed in French, Spanish and English for the selected 7 CoOs – Bolivia (Plurinational State of), Ecuador, Ghana, Morocco, Peru, Senegal and Tunisia – together with an Italian version. The Guide was disseminated to all project beneficiaries as well as to other returning migrants potentially interested in the microcredit opportunity.

<sup>5</sup> [www.italy.iom.int/index.php?option=com\\_content&task=view&id=255&Itemid=61](http://www.italy.iom.int/index.php?option=com_content&task=view&id=255&Itemid=61)

# AVRR IN 2015: REGIONAL HIGHLIGHTS

## Asia and the Pacific

The Asia and the Pacific region is home to over half of the world's population and is characterized by dynamic migration patterns. It is estimated that 43 per cent<sup>6</sup> of Asian migrants move within the region and a significant share of these migratory flows are irregular and include the estimated 25,000 people who travelled by boat in an irregular and dangerous way in the Bay of Bengal and Andaman Sea in the first quarter of 2015. They are part of a complex, mixed migratory movement composed of refugees, stateless people and economic migrants. Unregulated and, until recently, inconspicuous, the scale of the movement has tripled since 2012 and the level and extent of abuse suffered by migrants is unprecedented in recent times. Through the months of May to July 2015, at least 5,543 individuals left Bangladesh and Myanmar and disembarked in Bangladesh, Indonesia, Malaysia, Myanmar and Thailand.<sup>7</sup>

IOM responded to the crisis with a range of humanitarian support activities, as well as those

intended to strengthen the regional coordination and response capacities in partnership with the governments of Bangladesh, Indonesia, Malaysia, Myanmar, and Thailand. This included IOM-facilitated Assisted Voluntary Return and Reintegration support to ensure a safe and dignified return for those migrants willing to return home.

The Asia and the Pacific is the second region of origin of returnees, with 9,932 persons assisted by IOM to return to the region in 2015, and the third host region migrants have returned from (3,744 persons departed from the region in 2015). In this region, the main host countries AVRR beneficiaries returned from in 2015 were Indonesia (2,168), Australia (819), Thailand (287), the Islamic Republic of Iran (181) and Micronesia (111), while the main countries of origin were Pakistan (1,927), Bangladesh (1,534), Afghanistan (1,413), the Islamic Republic of Iran (1,133) and Myanmar (815).

Chart 11: Top 5 Host countries in the Asia and the Pacific region, 2015

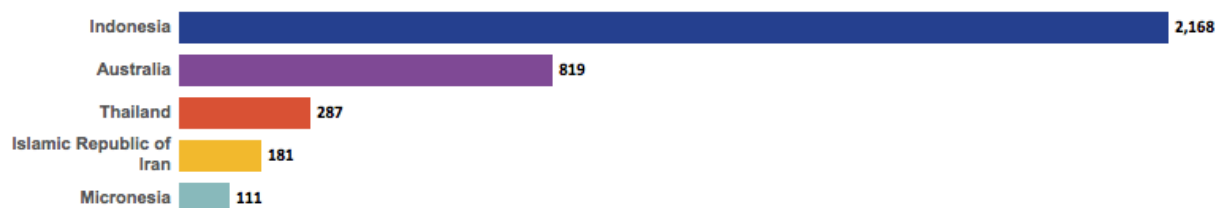
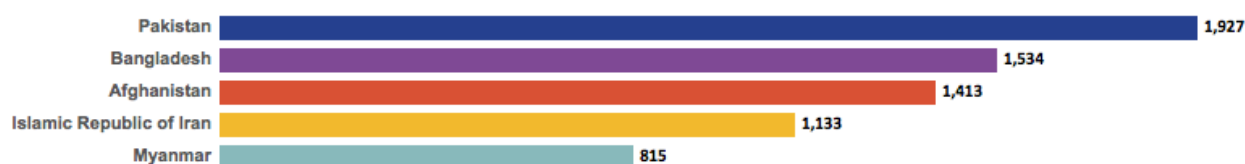


Chart 12: Top 5 Countries of origin in the Asia and the Pacific region, 2015



<sup>6</sup> See IOM Asia and the Pacific regional profile: [www.iom.int/asia-and-pacific](http://www.iom.int/asia-and-pacific)

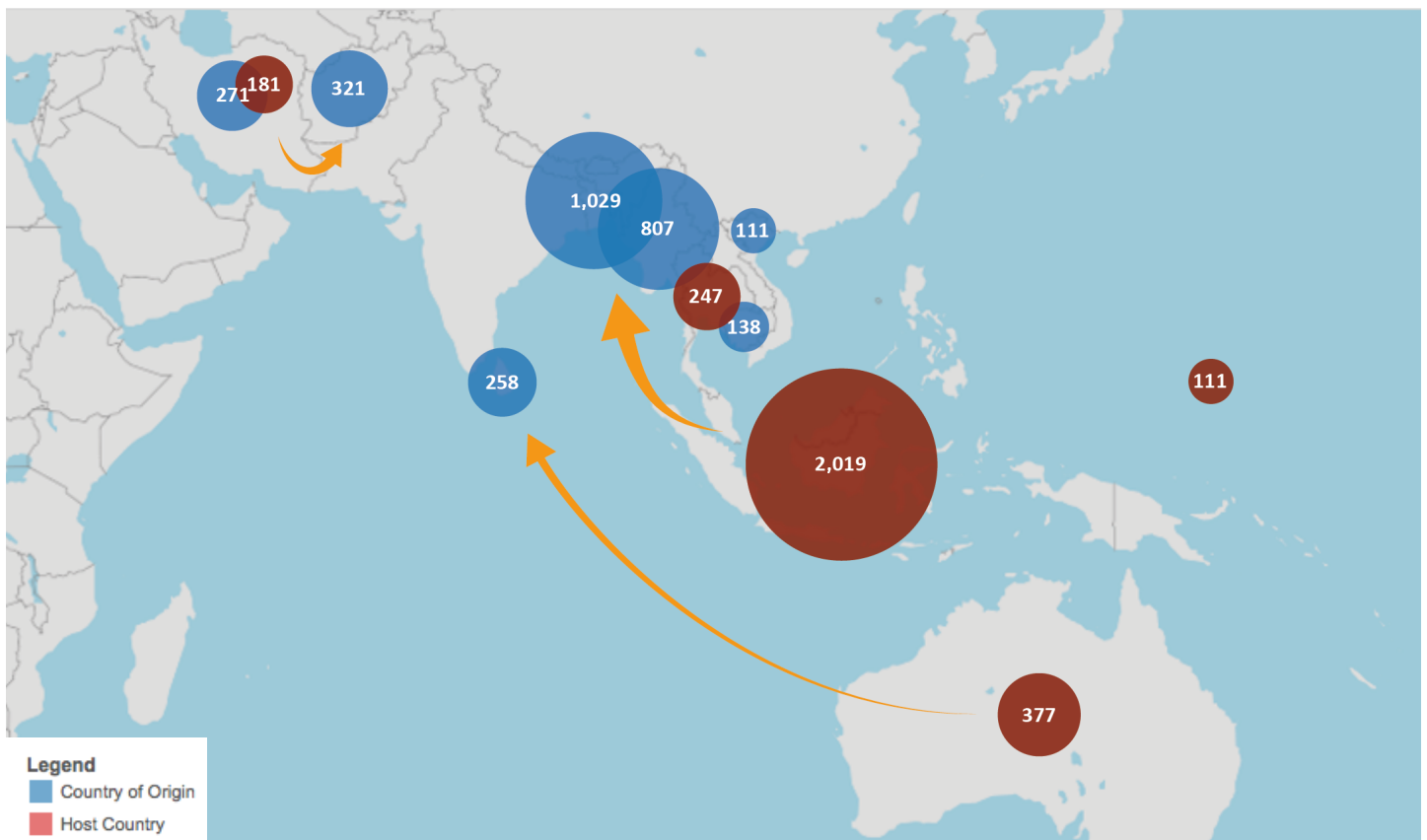
<sup>7</sup> See IOM Andaman Sea Crisis Situation Report: [www.iom.int/sites/default/files/situation\\_reports/file/IOM-Andaman-Crisis-Sitrep-Mar-2016.pdf](http://www.iom.int/sites/default/files/situation_reports/file/IOM-Andaman-Crisis-Sitrep-Mar-2016.pdf)

The intraregional aspect of Assisted Voluntary Return and Reintegration in the Asia and the Pacific region needs to be highlighted (Map 5), as nearly 90 per cent of the migrants assisted to return home from Asia and the Pacific returned to the same region and notably to Bangladesh, Myanmar, Afghanistan, the Islamic Republic of Iran and Cambodia. This intraregional movement represents approximately a third of the total returns to the region.

From May to December 2015, IOM facilitated the voluntary return and reintegration of 2,382 stranded migrants under IOM AVRR programmes, notably in the framework of projects such as the project “Support to stranded foreign fishermen in Maluku” presented on the next page.

More importantly, nearly one third of the migrants assisted to return home from Asia and the Pacific in 2015 were vulnerable migrants (1,065 persons) and 97 per cent of them returned within the same region. Most of them (1,005 persons) were victims of trafficking returning to Myanmar and Cambodia.

Map 5: Main intraregional flows in Asia and the Pacific, 2015



## SUPPORT TO STRANDED FOREIGN FISHERMEN IN MALUKU

Illegal, unreported and unregulated (IUU) fishing in the South China Sea is widespread, with serious implications for the Association of Southeast Asian Nations (ASEAN). In 2015, the Indonesian government apprehended numerous foreign fishing vessels for IUU violations, and identified thousands of foreign fishermen who were stranded on remote islands in the Moluccas. Most were from Cambodia, Myanmar, Lao People's Democratic Republic and Thailand, and had been subjected to trafficking in persons and/or associated forms of exploitation and abuse.

As most of the men found were in poor physical condition and required immediate care, IOM assisted the fishermen with in victim identification; in addition to the transportation and return of the fishermen to their home country.

In addition to providing emergency screening, food and non-food items, and health care, IOM also improved sanitation and shelter facilities at the Nusantara Port of Fisheries (PPN site) and facilitated the safe and dignified return and reintegration of the stranded foreign fishermen who wished to go home, in partnership with the Government of Indonesia and Embassies of countries of origin. The project, which is funded by the Australian Department of Immigration and Border Protection (DIBP), had assisted a total of 715 fishermen by December 2015 and is set to continue until September 2016.



*288 fishermen rescued from Benjina Island and moved to safer place in Tual Island (Second batch of rescued from Benjina) © IOM 2015*



## Central and North America and the Caribbean

Central and North America and the Caribbean represent a dynamic region of rural–urban, intraregional and international migration flows. In addition to sourcing emigrants, the area is a significant migration corridor for South American, Caribbean and, to great extent, extracontinental migrants from developing Asian and African countries, seeking entry into the United States of America. An increasing number of unaccompanied migrant children and youth irregularly reaching the borders as well as displacement of nuclear families, increased numbers of returnees from Mexico, increased violence in the countries of origin, increased returns to the Caribbean from European countries present an urgent need for assistance of vulnerable migrants.

Main drivers of these migration trends are labour opportunities, family reunification and, increasingly in recent years, insecurity and violence. Many travel irregularly, under extremely vulnerable situations during their journeys, as they risk becoming victims of extortion, sexual abuse, assault and even death.

Women and girls especially face additional risks to their well-being, with most reporting fear of or actual cases of sexual violence, including rape, some of which may be linked to gang activity.

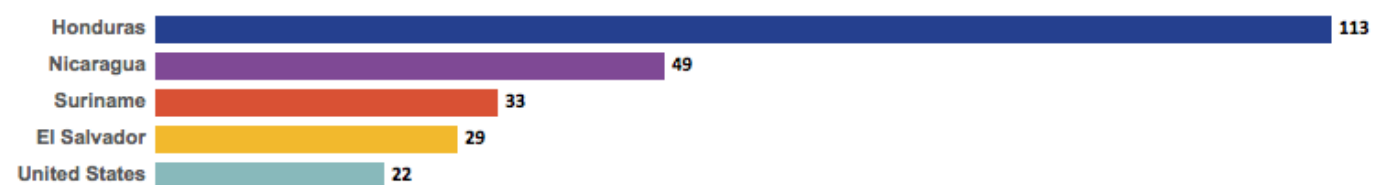
This phenomenon has created, in turn, the collateral effect of massive intraregional returns of migrants, approximately 500,000 per year, either spontaneous or organized by host countries governments – mainly to El Salvador, Guatemala, Honduras and Mexico – which are bearing major responsibilities as they try to address the needs of returning families and children.

Because most of them are forcibly returned by governments, only a limited number of returning migrants are assisted by IOM, with 354 migrants assisted to return to the region in 2015. Most of them returned from the EEA and nearly half of them from Spain. The main countries of origin include Honduras (113 migrants), Nicaragua (49), Suriname (33), El Salvador (29) and the United States of America (22).

Chart 13: Top 5 host countries in Central and North America and the Caribbean region, 2015



Chart 14: Top 5 countries of origin in Central and North America and the Caribbean region, 2015

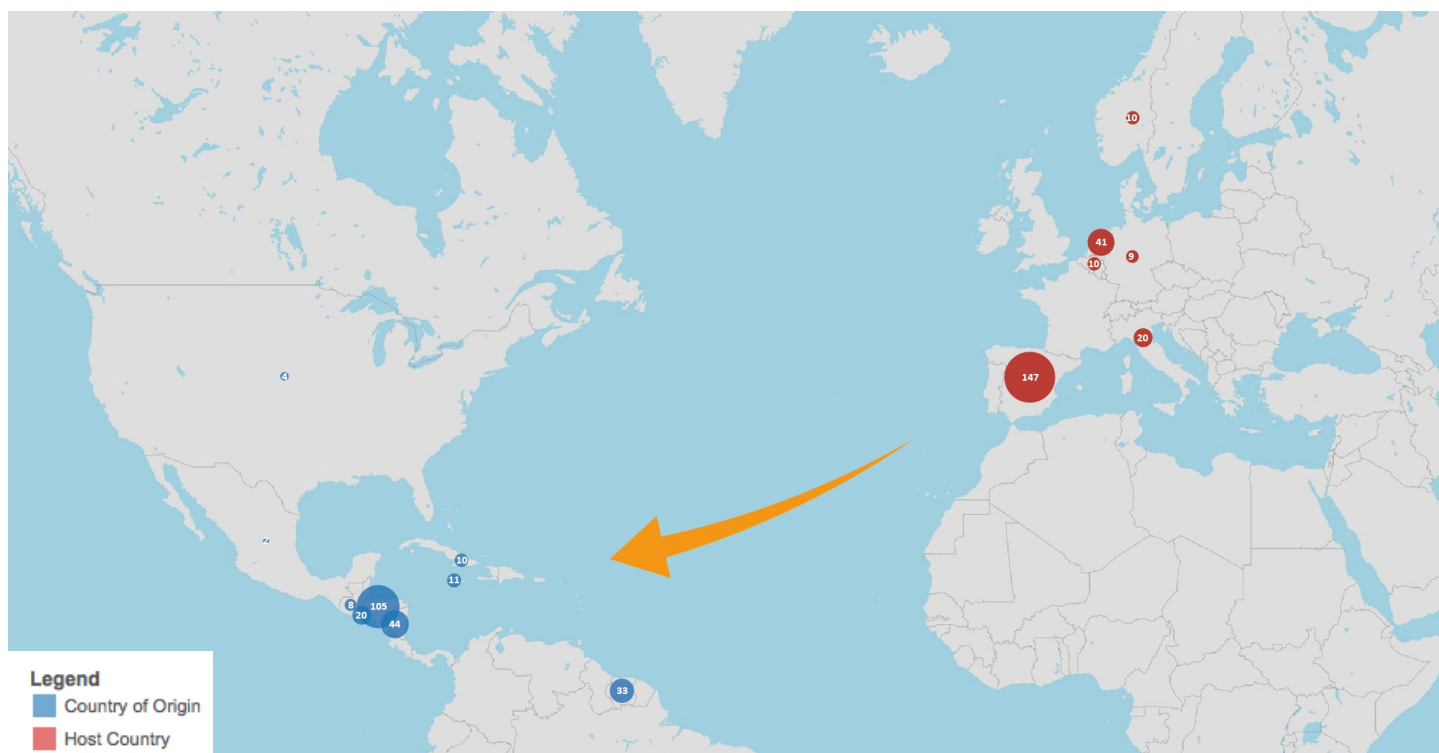


Aside from AVR movements assisted by IOM, the region is characterized by important intraregional return flows encompassing spontaneous returns and returns carried out by governments, for whom the provision of referral services to public services and reintegration assistance is crucial. IOM responds to these challenges by promoting inter-institutional and cross-sectoral cooperation and operational capacity-building to create mechanisms of identification, protection and assistance to vulnerable migrants, coordinating direct assistance through shelters established in the migration route, strengthening infrastructure and technical capacities of reception centres for returnees and promoting public

reintegration policies – as highlighted in the initiative showcased on the next page.

In terms of returns from the region (151), nearly 80 per cent of the migrants assisted returned from Canada to the EEA.

Map 6: Main return flows from the EEA to Central and North America and the Caribbean region, 2015



## STRENGTHENING CAPACITIES FOR MORE SUSTAINABLE REINTEGRATION PROCESSES

The issue of return migration has been discussed in the framework of regional debates in Central America, especially the Puebla Process. Currently the options to establishing fully comprehensive assisted voluntary return and reintegration programmes are limited in this region. Since returns are increasing, mostly forced returns organized by host countries governments, the challenge is then to create capacities at the receiving end to assist the reintegration of returning migrants by activating the existing public service platforms and linking these reintegration processes with community development objectives.

As such, IOM has promoted a two pronged approach addressing both strategic and practical needs. Strategically IOM has promoted regional dialogue and co-responsibility that culminated into the only of its kind public policy guiding document approved by the Technical Regional Secretariat of the Conference on Migration (RCM) Member States: "Guiding Principles for the Return, Reintegration and Integration of Migrants" (document available upon request to IOM Regional Office in San Jose, Costa Rica).

To translate these principles into action and under the request of its Presidency protempore, IOM presented the "Manual for the Drafting of National Reintegration Policies" (the Manual is available upon request to IOM Regional Office in San Jose, Costa Rica). Simultaneously IOM is supporting governments to draft standards of inter-institutional procedures to assist returning nationals and creating informational and referral hubs for returnee migrants. To address the practical needs IOM is setting up small scale pilot reintegration projects to showcase the feasibility of such actions and objectives. One of these was implemented in the Guatemala northern border where, in coordination with local authorities, school teachers and parents, over 230 returned migrant

children were provided with scholarships, extracurricular support and seed monies for small family income generating projects. Two years after project ended, 100 per cent children continued in school, 80 per cent of family projects were sustainable and 85 per cent of children have not attempt migration again. Additionally IOM has successfully supported the Governments of the Northern Triangle in ensuring assistance and protection to 6,830 UMCs, 22,785 adults and 4,253 children in family units, assisting an estimated total of 33,868 returnees in 2014–2015.



*Migrants Reception Centre, El Salvador.*

## East and Horn of Africa

The nature of migration in East and Horn of Africa region is complex, with countries in the region simultaneously hosting and assisting internally displaced persons, refugees, returnees, victims of trafficking and labour migrants. Mixed migration flows include refugees, asylum-seekers, displaced persons, victims of exploitation and abuse, unaccompanied children, persons with health needs, environmental migrants and migrant workers (both irregular and regular). Most countries in the region, including Burundi, Djibouti, Ethiopia, Eritrea, Kenya, Rwanda, Somalia, South Sudan, United Republic of Tanzania and Uganda are documented source and transit countries for human trafficking, and migrant smuggling is rife throughout the region. Protracted conflicts in South Sudan and Somalia as well as crises in Yemen and Burundi in 2015 have triggered forced displacement, increased irregular migration and impacted on return migration dynamics in the region.

The East and Horn of Africa region was the third region of origin for migrants assisted to return home by IOM, with 5,009 returns in 2015. It is worth mentioning that 94 per cent of AVRR beneficiaries who returned to East and Horn of Africa returned to Ethiopia (4,689), and to a lower extent to Kenya (118), Uganda (71), Somalia (45) and United Republic of Tanzania (43). As highlighted in Map 7, most migrants returned from the MENA region (more than 60%), and particularly from Yemen, but also from the East and Horn of Africa region (24%) and Southern Africa (9%). Indeed, the Yemen crisis has added to the number of stranded vulnerable migrants in need of assistance.

Most of the 1,214 migrants who returned from the region in 2015 did so within the region, with a 98 per cent rate of intraregional returns, notably from Djibouti (990 returnees), United Republic of Tanzania (125) and Somalia (72), to Ethiopia.

Chart 15: Top 4 host countries in East and Horn of Africa region, 2015



Chart 16: Top 5 countries of origin in East and Horn of Africa region, 2015



Migrants in search of livelihood opportunities continue to be particularly vulnerable to exploitation by transnationally operating criminal networks and risk becoming stranded in their journey to Europe, Southern Africa and the Gulf States. Throughout the region, IOM continues to assist victims of trafficking and exploitation to return to their countries of origin and to provide them with specialized protection services, including referral to local NGOs for rehabilitation and reintegration.

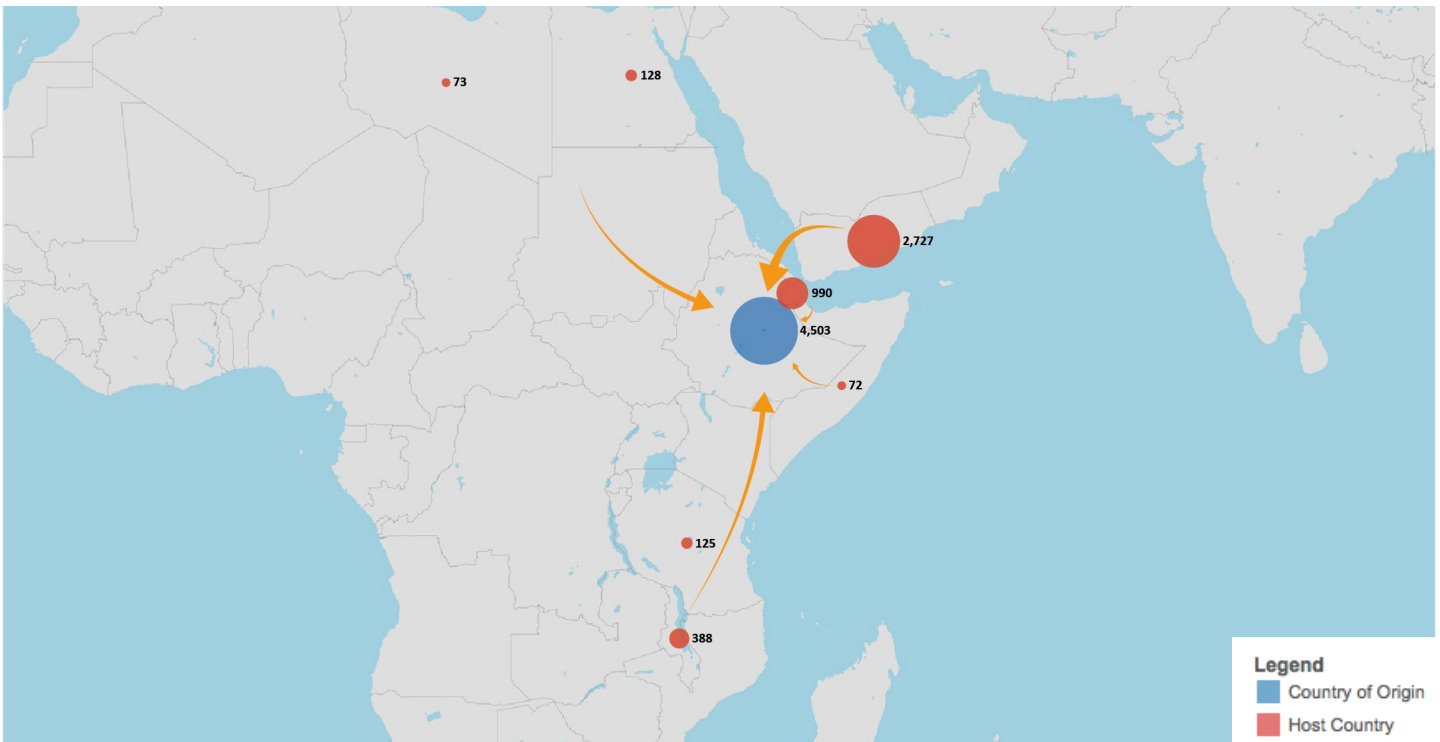
In Ethiopia, IOM contributed to the establishment of a Network of Victim Assistance Service Providers (NoVASP) comprising 18 governmental and non-governmental organizations and serving as a platform for coordination and information exchange to ensure

synergies in providing assistance to VoTs and other vulnerable migrants.

The network helped develop specialized support packages for vulnerable groups with a particular focus on VoTs to ensure high consistency and quality in services provided.

East and Horn of Africa received most of the 584 unaccompanied migrant children assisted to return home in 2015. Indeed, 38 per cent of them returned from Yemen, Malawi and United Republic of Tanzania to Ethiopia only. Gradual improvements in security situation in certain parts in Somalia in 2015, has allowed IOM to implement a pilot AVRR project in Mogadishu for returns from the EEA.

Map 7: Main return flows to the East and Horn of Africa region, 2015



## REINTEGRATION ASSISTANCE IN ETHIOPIA

AVRR is part of a comprehensive approach to migration management. For more than 6 years, IOM Ethiopia has been providing AVRR services in cooperation with different transit and destination countries with the objective to assist migrants who seek to return home but lack the means to do so.

According to 2015 statistics, Norway was the country that recorded the highest number of voluntary returnees to Ethiopia, followed by Sudan. In 2015 IOM Ethiopia provided assistance to a total of 32 (23 female, 9 male) Ethiopian voluntary returnees from Sudan. Among them were 5 minors (3 male and 2 female).

These beneficiaries were assisted in developing and implementing a personal reintegration plan based on their skills and needs. In-kind start-up capital and services from local NGOs (through IOM referral) were provided to those who needed this support. Returnees were also provided with up-to-date information on profitable markets and businesses in their areas of origin and – for some of them – benefited from job placement services. Finally, monitoring was conducted by IOM to highlight returnees' successes and challenges as well as to document reintegration best practices.

The returnees chose to engage in different business activities. Of the total, 22 (84%) of them engaged in cattle farming and 4 (16 %) engaged in other types of businesses, such as clothing shop, retail shop, barber shop and laundry business.

After reintegration, onsite monitoring visits were conducted for eight returnees. The situations of the returnees were found to be satisfactory: all were fully engaged in their activities and were as a result benefiting from substantial incomes.



*IOM assists vulnerable Ethiopian migrants stranded by the crisis in South Sudan to return home. To do so, IOM works closely with the Ethiopian Embassy in Juba to identify those in need of assistance to return home, including some requiring immediate medical assistance, as well as the elderly and minors.<sup>8</sup>*

<sup>8</sup> <http://southsudan.iom.int/media-and-reports/press-release/iom-helps-vulnerable-ethiopian-migrants-return-home-south-sudan>

## European Economic Area

Migration policies are now at the top of the EU policy agenda and it is difficult to envisage that this will change anytime in the near future. The EU return policy has developed considerably in recent years, with recent publications such as the “*Communication on EU Return Policy*”<sup>9</sup> in 2014 reporting on the changes to EU return policy over recent years, analysing its impact, and presenting some ideas for future developments and the *EU Action Plan on Return*<sup>10</sup>, published in September 2015, calling for immediate and mid-term actions to be adopted by the EU and Member States to enhance the effectiveness of the EU Return system. The European Agenda on Migration<sup>11</sup> adopted by the European Commission in May 2015 highlighted that one of the incentives for irregular migration is the knowledge that the EU's system to return irregular migrants is not sufficiently effective. With the tragic events of 2015, there is now a strong consensus that because of the numerous stakeholders involved, return migration cannot be effectively dealt with unilaterally; it requires cooperative approaches and responsibility sharing. For this reason it is even more important for governments to harmonize their migration and development policies. In 2015 IOM observed that the increasing flow of asylum-seekers and irregular migrants to transit and receiving countries constituted a particularly complex challenge to States and international organizations. Whilst it is clear that the situation across the EU differs, given the geographical and political specificities, there is now a need for more effective implementation of the already existing processes and measures agreed at the EU level.

Within the numerous return programmes that IOM implemented in 2015, and despite the Asylum, Migration and Integration Fund (AMIF) gap, the following programmatic trends can be highlighted:

- Information collection, evaluation and analyses of return policies remained key in shaping the direction that return programmes should be taking.
- There was increasingly amongst national programmes greater enhancement of cooperation between States in the region in implementing studies and through exchanges of information aiming at the joint development of actions to further ensure the sustainability of returns. The below case study of the Senegal-Morocco-Tunisia project highlights this.
- Reintegration assistance remained intrinsic to the return process, however the challenges of harmonizing the assistance and tailoring a response to all return programmes remained problematic.

<sup>9</sup> [www.europarl.europa.eu/meetdocs/2009\\_2014/documents/com/com\\_com\(2014\)0199\\_/com\\_com\(2014\)0199\\_en.pdf](http://www.europarl.europa.eu/meetdocs/2009_2014/documents/com/com_com(2014)0199_/com_com(2014)0199_en.pdf)

<sup>10</sup> [http://ec.europa.eu/dgs/home-affairs/what-we-do/policies/european-agenda-migration/proposal-implementation-package/docs/communication\\_from\\_the\\_ec\\_to\\_ep\\_and\\_council\\_-\\_eu\\_action\\_plan\\_on\\_return\\_en.pdf](http://ec.europa.eu/dgs/home-affairs/what-we-do/policies/european-agenda-migration/proposal-implementation-package/docs/communication_from_the_ec_to_ep_and_council_-_eu_action_plan_on_return_en.pdf)

<sup>11</sup> [http://ec.europa.eu/lietuva/documents/power\\_pointai/communication\\_on\\_the\\_european\\_agenda\\_on\\_migration\\_en.pdf](http://ec.europa.eu/lietuva/documents/power_pointai/communication_on_the_european_agenda_on_migration_en.pdf)

Whilst 2015 saw a record number of migrants assisted from the EEA region (55,851 beneficiaries), there is further need to develop more comprehensive perspective on returns and its role in contemporary migration dynamics, patterns and policy. Including return migration in an overall comprehensive policy approach to migration is crucial for both countries of origin and destination. Return needs to be balanced against other components of migration policy, including for example the availability of legal channels for labour migration to meet labour market demands. An effective, fair and transparent return policy also ensures the integrity of national immigration and asylum systems. Even though return in many instances is currently the only viable option, it is no panacea. The effective management of international migration also depends upon making the option to remain in one’s country a viable one. AVRR will therefore remain a clear priority for IOM operations in 2016.

In 2015 a total of 55,851 migrants returned voluntarily from the EEA with the support of IOM, representing 80 per cent of the total number of voluntary returns globally. AVRR beneficiaries mainly returned from the following host countries (Chart 17): Germany (35,446), Austria (4,126), Belgium (3,870), Greece (3,746) and the Netherlands (2,927).

As highlighted in Chart 18, the majority of the migrants assisted returned to the South-Eastern Europe, Eastern Europe and Central Asia (SEECA) region (74%) and mainly to Albania (12,012), Kosovo/ UNSC 1244 (9,908) and Serbia (6,658).

Voluntary returns to the EEA also took place in 2015 (Chart 19), but at a lower scale (with 1,358 migrants assisted in total) – the main countries of origin in the region being Romania (806), Bulgaria (125), Slovakia (114), Hungary (60) and Croatia (39).

Chart 17: Top 10 Host countries in the EEA, comparison between 2015 and 2014

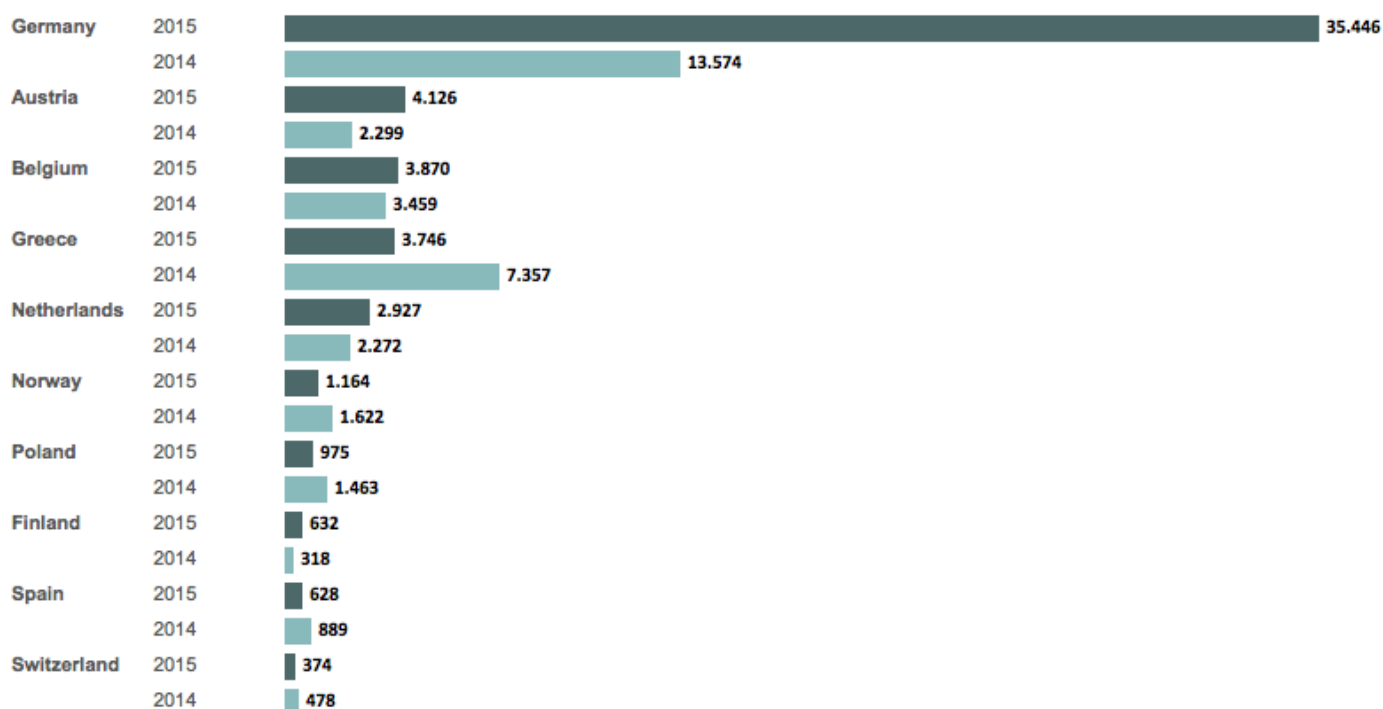




Chart 18: Top 10 countries/territories of origin from the EEA, comparison between 2015 and 2014

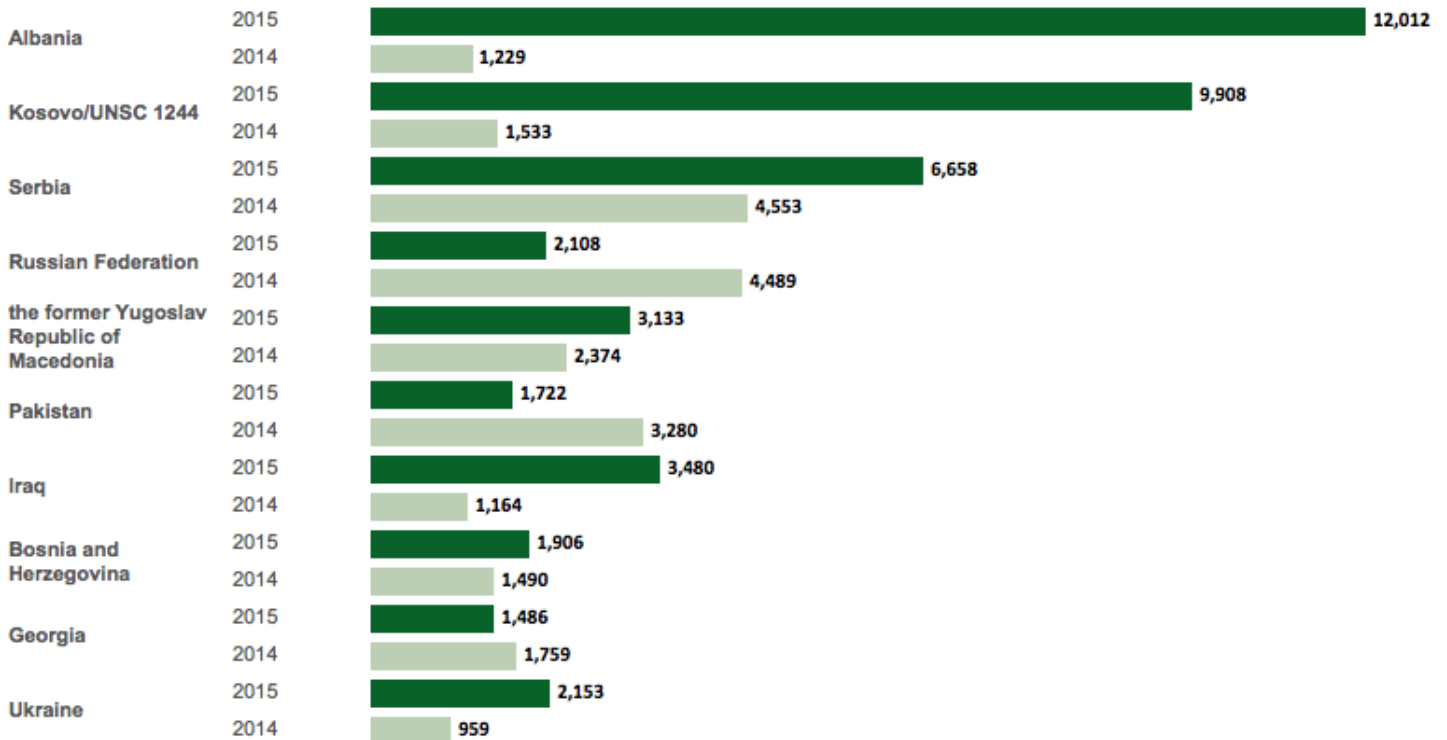


Chart 19: Top 5 countries of origin in the EEA, 2015



**Reintegration assistance:**

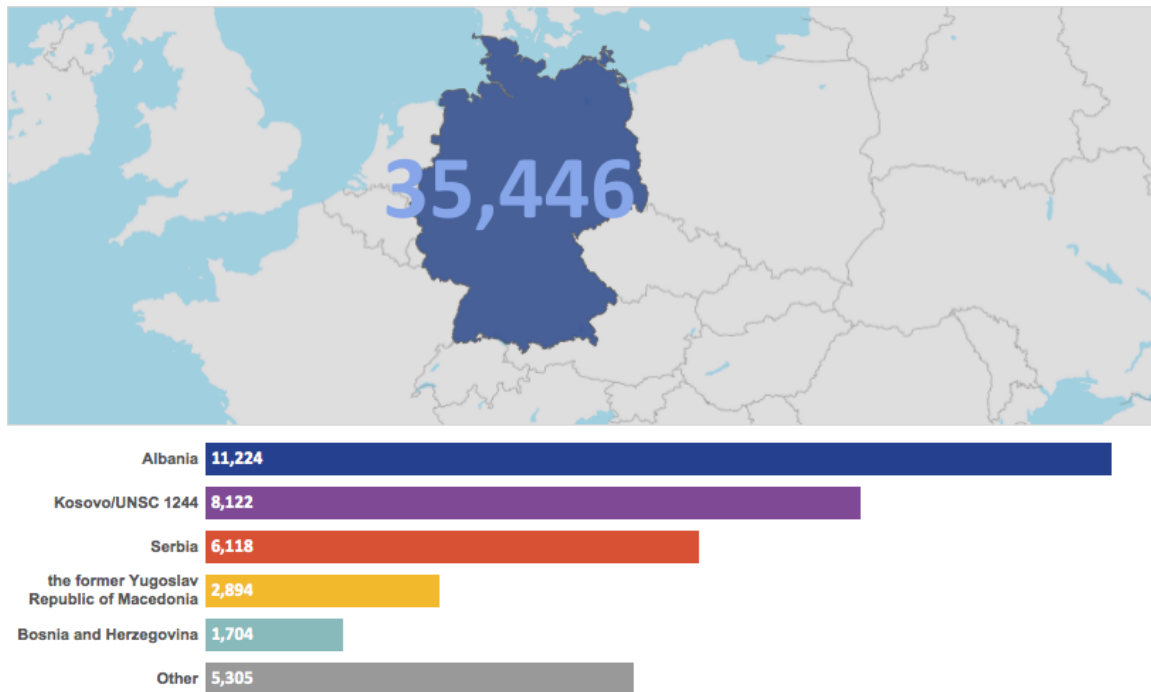
In 2015, 17,734 migrants who returned from the EEA were assisted with financial support upon departure/ after arrival and/or reintegration assistance.

Nearly 40 per cent of them received a financial allowance (reinstallation grant, family support and

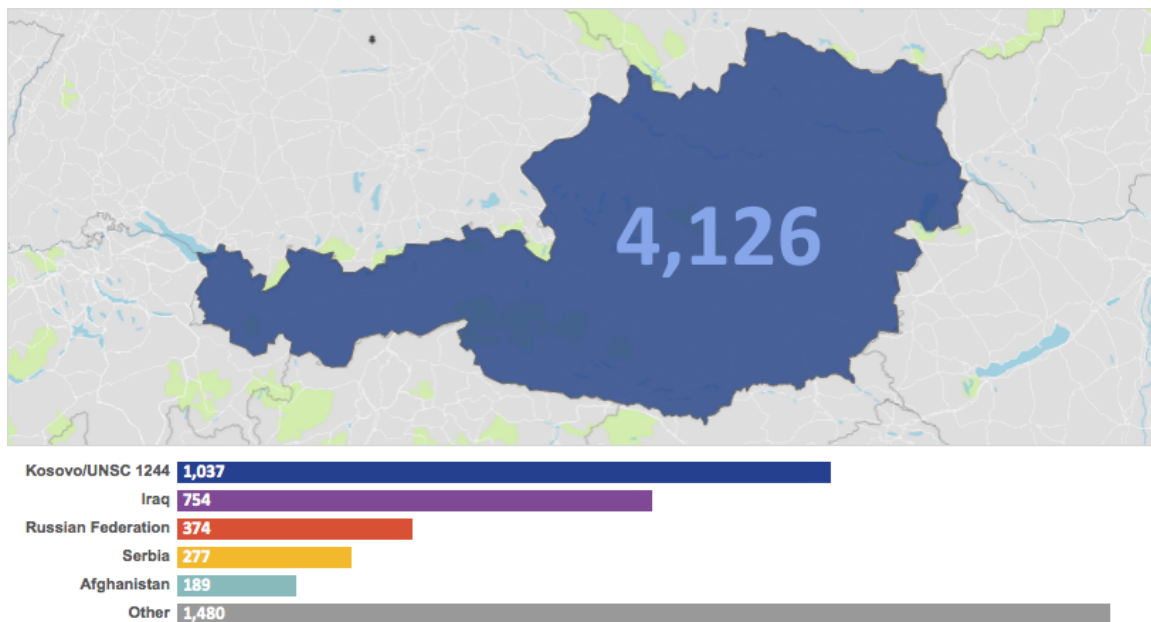
petty cash), 14 per cent received a reintegration grant used to set up a small business and another 14 per cent were supported with vocational training.

An interesting approach for reintegration assistance is presented in the project “Improved reintegration in Morocco, Tunisia and Senegal” showcased on page 37.

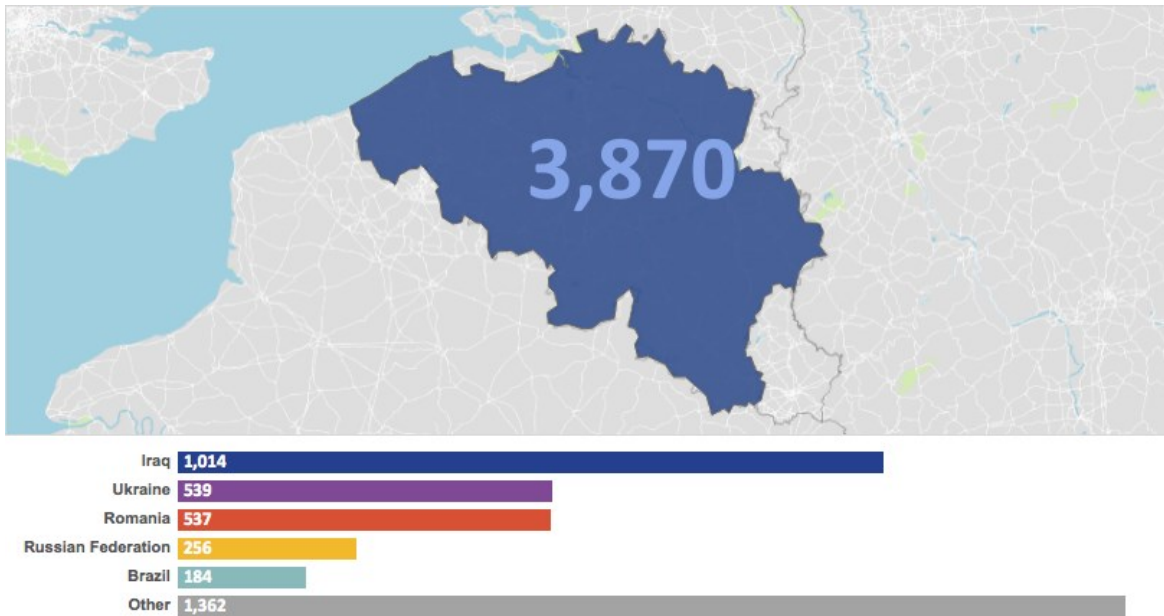
Map 8: Main countries/territories of origin for AVRR from Germany, 2015



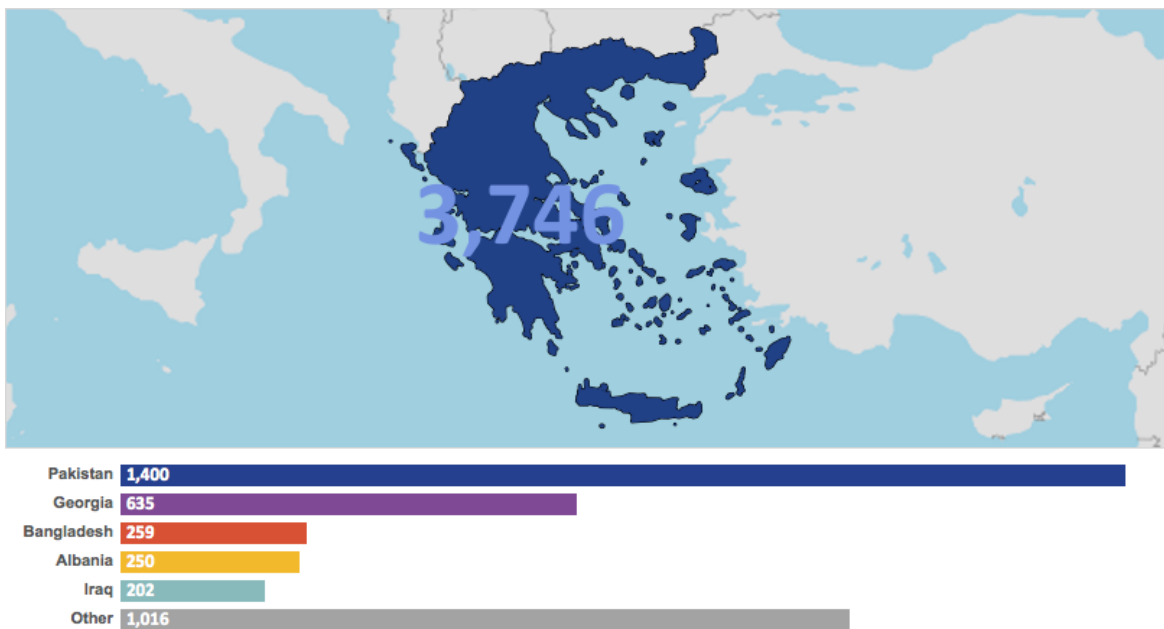
Map 9: Main countries/territories of origin for AVRR from Austria, 2015



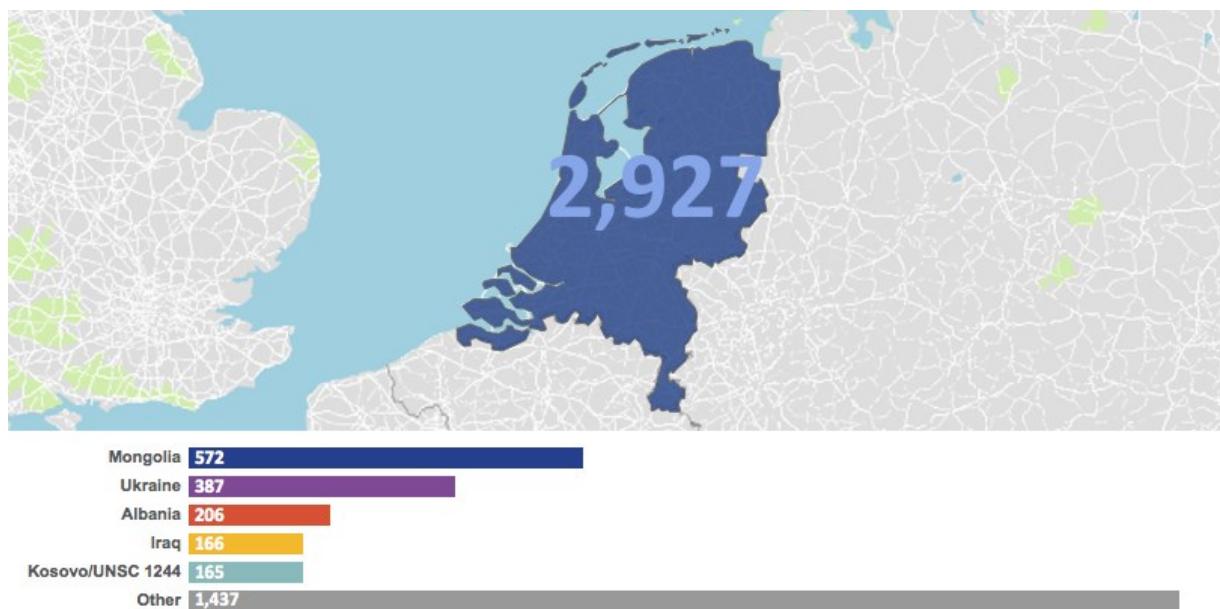
Map 10: Main countries/territories of origin for AVRR from Belgium, 2015



Map 11: Main countries/territories of origin for AVRR from Greece, 2015



Map 12: Main countries/territories of origin for AVRR from the Netherlands, 2015



## Improved reintegration in Morocco, Tunisia and Senegal

Morocco, Tunisia and Senegal feature among the main Countries of Origin (CoOs) of migrants returning voluntarily from the EU. Returning migrants can constitute an opportunity for their countries of origin, but if not adequately supported, they may become a burden on their local communities. Furthermore, unsuccessful reintegration in their communities might push returnees migrating again. Enhancing the sustainability of returns and reintegration schemes in these countries thus constitutes a shared objective for many EU Member States as well as for these CoOs.

Going beyond national AVRR activities implemented by IOM in the EU, this project strengthens the reintegration framework in the three CoOs through a double-track approach, based on (i) an increased support to the returnees' reintegration plans; and (ii) capacity building of local institutions and organizations potentially active in reintegration management in the three countries. It has indeed been found that a combination of different levels of intervention – from reintegration assistance focused on the individual to a more macrolevel structural capacity-building programme – provides the best results when it comes to improving the reintegration of returning migrants.

Increased support is provided through the implementation of reintegration assistance tailored to the needs of the individuals and to the realities of the countries of origin. It consists of grants topping up the assistance envisaged within EU national AVRR projects with the aim to increase the impact of the support provided, mainly in terms of the individuals' stabilization in the country of origin and of local employment creation, and to ensure the sustainability of the return.

To address the challenge of sustainable return and reintegration, which goes beyond simple individual reintegration assistance, national institutions and civil society organizations in the CoOs potentially involved in assistance to returnees and vulnerable groups, also receive training and material assistance to enhance their potential in supporting returning migrants. In Senegal, for example, IOM's collaboration with the "Bureau d'Accueil, d'Orientation et de Suivi des Sénégalais de l'Extérieur" and with the National Agency for Youth Employment allows training numerous returnees. Some of these institutions are also being given the responsibility over some returning migrants' assistance, like for example in Tunisia where the Migrant Resource Centres collaborate with IOM on challenging reintegration processes.



*Business management training in Dakar.*

## AVRR assistance to migrants in vulnerable situations returning from the EEA

### AVRR assistance to Unaccompanied Migrant Children

In 2015 a total of 212 unaccompanied migrant children (UMC) returned voluntarily from the EEA with the support of IOM. The vast majority were boys (84%) while 16 per cent were girls. As per IOM rule, AVRR assistance has been provided in line with the result of the individual best interest assessment/determination and only when it has been found in the best interest of the UMC to return. Germany was by far the prevalent departure country (96 cases) followed by Austria, Greece and Italy, each with around 20 cases. A total of 95 UMCs who returned from the EEA region also received reintegration in 2015 (45%).<sup>12</sup> Main countries/territories of origin of UMCs were Albania (69), Kosovo/UNSC 1244 (41), Egypt (24) and Iraq (10).

In 2015, IOM Greece released a report to capitalize and document its experience and findings from the implementation of the programme “*Addressing the needs of unaccompanied minors (UAMs) in Greece*”<sup>13</sup> which ran for 21 months from February 2013 to October 2014 and was funded by the Emergency Funds of the European Return Fund, the Netherlands, the United Kingdom, Denmark and Sweden. Formulating common procedures to assist unaccompanied children wishing to return home and ensuring that all decisions and actions took into consideration the best interest of the child were among the key objectives of this programme.

### AVRR assistance to Victims of Trafficking

In the same year, IOM assisted 229 victims of trafficking (VoTs) who wished to voluntarily return to their country of origin. The majority of cases assisted

were females (64%), but men represented a 36 per cent of returns. Most cases were assisted to return from Germany (48), Denmark (40), Spain (28), Ireland (19) and Switzerland and the United Kingdom (each 18). Reintegration assistance was provided to 203 victims of trafficking. All returns were guided by IOM procedures and safeguards such as prior comprehensive assessment of vulnerability and security concerns (captured in the risk assessments carried out by IOM or its partners), evaluation of needs at individual and family level, individualized counselling and reintegration assistance.

Main countries of origin of the victims assisted were Romania (101), Bulgaria (39), Slovakia (18), Hungary (15) and Nigeria (10).

Late 2015, IOM France published the report *Enhancing the Safety and Sustainability of the Return and Reintegration of VoTs*,<sup>14</sup> drafted in the framework of CARE (Coordinated Approach for the REintegration of Victims of Trafficking returning voluntarily from Austria, Cyprus, France, Greece, Italy, Poland, Portugal, Spain and the United Kingdom) and TACT (Transnational ACTION – Safe and sustainable return of Victims of Trafficking returning from France, Greece, Italy, Poland and Spain to Priority Countries: Albania, Morocco and Ukraine) projects, which presents recommendations drawn from the implementation of the CARE and TACT projects, as well as reflections on the way forward towards functioning national and transnational referral mechanisms for the protection of VoTs.

<sup>12</sup> Whilst the provision of reintegration assistance took place in 2015, the beneficiaries may have returned the previous year.

<sup>13</sup> [http://greece.iom.int/sites/default/files/iom\\_greece\\_uam\\_final.pdf](http://greece.iom.int/sites/default/files/iom_greece_uam_final.pdf)

<sup>14</sup> <http://iomfrance.org/sites/default/files/Enhancing%20the%20Safety%20and%20Sustainability%20of%20the%20Return%20and%20Reintegration%20of%20VoTs.pdf>

### **Norway Vulnerable Groups project**


Funded by the Norwegian Directorate of Immigration (UDI), IOM Norway's Vulnerable Groups Project provides a comprehensive return option to meet the needs of vulnerable migrants, which is organized in a humane, safe and dignified way. Migrants wishing to return to their country receive support before, during and after their travels as well as financial support tailored to their specific needs. Thanks to this project, IOM Norway is able to provide enhanced and specific assistance to victims of trafficking (adults and children), unaccompanied migrant children, aged-out minors (AOMs, who came to Norway as minors and are now between 18–23 years old), migrants with medical needs and other vulnerable migrants (for instance victims of violence, exploitation and abuse, victims of domestic violence, victims of forced marriage and elderly migrants without family network in the country of origin).

IOM Norway offers return information and counselling prior to departure, assessment of reintegration needs (coupled with a risk assessment for victims of trafficking and associated with family tracing and assessment for unaccompanied minors) and logistic support such as help with travel documents, travel arrangements, airport assistance and escort to final destination for unaccompanied children and other vulnerable migrants on a case by case basis. Upon arrival the migrant can receive post-arrival information and counselling, reintegration assistance; follow up and advice on investing the reintegration support. IOM ensures monitoring of the beneficiary's situation 3 and 12 months after his/her return through the local IOM office and in coordination with IOM Norway.

The reintegration support provided is a financial support which combines a small in cash allowance with a majority of in-kind support, and is meant as an investment in the future. The support can be used for subsistence allowance – which can be in cash or in-kind except for UMCs who will not receive cash (assistance is provided either to their legal guardian or as in-kind support) – accommodation, medical support

and economic livelihood (educational grant, vocational training grant, start-up of small business activity: which includes counselling on business opportunities, employment salary subsidy).

In 2015, the Vulnerable Groups project handled 151 cases (21 VoTs, 40 UMCs, 20 AOMs, 35 medical cases and 35 victims of violence/abuse and exploitation). The project team also conducted a survey with IOM receiving missions to identify strengths and areas of improvement in the reintegration support provided to vulnerable migrants, which has been shared with the donor and can be consulted upon request to IOM Oslo.



*An unaccompanied migrant child supported in Ukraine in the framework of the Vulnerable Groups project.*

## Middle East and North Africa

Mobility patterns across the MENA region remained fluid and complex throughout 2015. A region still affected by protracted crises in Syrian Arab Republic, Iraq, Libya, Sudan, and Yemen, as well as the extended impact on neighbouring countries, led to previously unseen numbers of intra and interregional mobility. While a large number of migrants leaving the region were doing so to seek international protection (i.e. Syrians), a significant number too chose to leave the region in search of improved employment opportunities (i.e. Iraqis, Egyptians, Moroccans, Tunisians, Sudanese). Yet with very limited safe and regular migration opportunities between the MENA region and desired destination countries, largely in Europe, migrants were left with little option than to migrate irregularly or fall into irregular migratory situations. Increasingly, migrants also found themselves stranded while transiting through the MENA region. In other contexts, and despite the security considerations, the MENA region remained a preferred locality of employment for migrant workers coming from Asia, sub-Saharan Africa, or within the region (i.e. North African nationals).

In response to such complex migratory patterns, IOM continued to provide support to migrants requesting AVRR as well as ensuring the provision of technical assistance to States and other stakeholders on alternatives to deportation and the protracted detention of migrants in an irregular situation. One of the most notable trends relates to the increasing demand for AVRR from transit contexts: of the top ten countries where IOM provided AVRR from transit settings globally, five were from within the MENA region.

Indeed, AVRRs from these transit contexts in Yemen (2,733 returnees), Morocco (1,399 returnees), Libya

(495 returnees), Tunisia (456 returnees) and Egypt (406 returnees) signify the harsh conditions for migrants – who become stranded while moving through the region, often remaining without access to regular channels by which to uphold their rights – and account for 96 per cent of all returns from the MENA region in 2015 (total of 5,730 cases). This makes MENA the second host region migrants have returned from in 2015.

One other concerning trend on AVRR from and within the region relates to where IOM responded to cases of abused, exploited, and trafficked migrants seeking to return home. As part of a sub-regional migrant protection project in the Middle East and the Gulf Cooperation Council (GCC) specifically, for example, IOM was able to ensure the safe and voluntary return and reintegration of trafficked labour migrants – of whom 100 per cent had their identity documents withheld; 87 per cent were confined to their place of employment; 76 per cent had their wages withheld; 73 per cent experience psychological abuse; 61 per cent endured physical abuse; 52 per cent reported excessive working hours; and 50 per cent were deprived of basic nourishment (food and drink).<sup>15</sup>

<sup>15</sup> See IOM and Walk Free (2015) *The Other Migrant Crisis: Protecting Migrant Workers against Exploitation in the Middle East and North Africa*, IOM and Walk Free: Geneva and Perth, <https://publications.iom.int/books/other-migrant-crisis-protecting-migrant-workers-against-exploitation-middle-east-and-north#sthash.m2hp1Xg9.dpuf>



With regards to migrants returning back to the region (with 4,858 persons assisted by IOM to return to MENA in 2015 it is the fourth region of origin of returnees), an interesting trend related to the increased request for AVRR from Iraqi migrants (3,607), which is set to continue throughout 2016. In an IOM Iraq report “*Migration Flows from Iraq to Europe*”,<sup>16</sup> 36 per cent of sampled Iraqis mentioned not having enough savings to meet their needs for the first three months in Europe, which could be a factor contributing to their desire to return home. Other main countries of origin in the region included Morocco (308), Egypt (230), Sudan (215) and Lebanon (172).

Finally, the MENA region was witness to an alarming number of children on the move, raising acute child protection concerns. Of the 5,730 migrants supported with AVRR from MENA in 2015, more than 8 per cent were migrant boys. Similarly, an IOM Egypt assessment drew attention the phenomenon of irregular Egyptian child migration to Europe in 2015,

highlighting myriad vulnerabilities, migration drivers, and protections gaps.<sup>17</sup>

It is imperative that AVRR remains a provided response for migrants moving to, through, and from the MENA region while ensuring an individualized, protective package of assistance. In 2015, more than 16 per cent of the total expenses related to the immediate support to returnees upon departure/after arrival and/or reintegration were made in the MENA region (USD 4.6 million).

The project showcased on the next page focuses on increasing the capacities of authorities for the provision of return and reintegration assistance in selected countries of origin.

Chart 20: Top 5 host countries in the MENA region, 2015

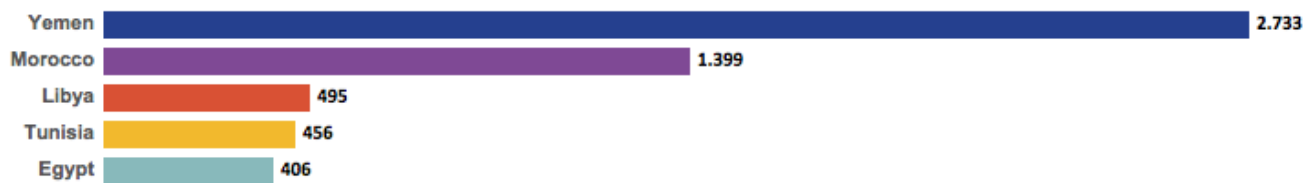


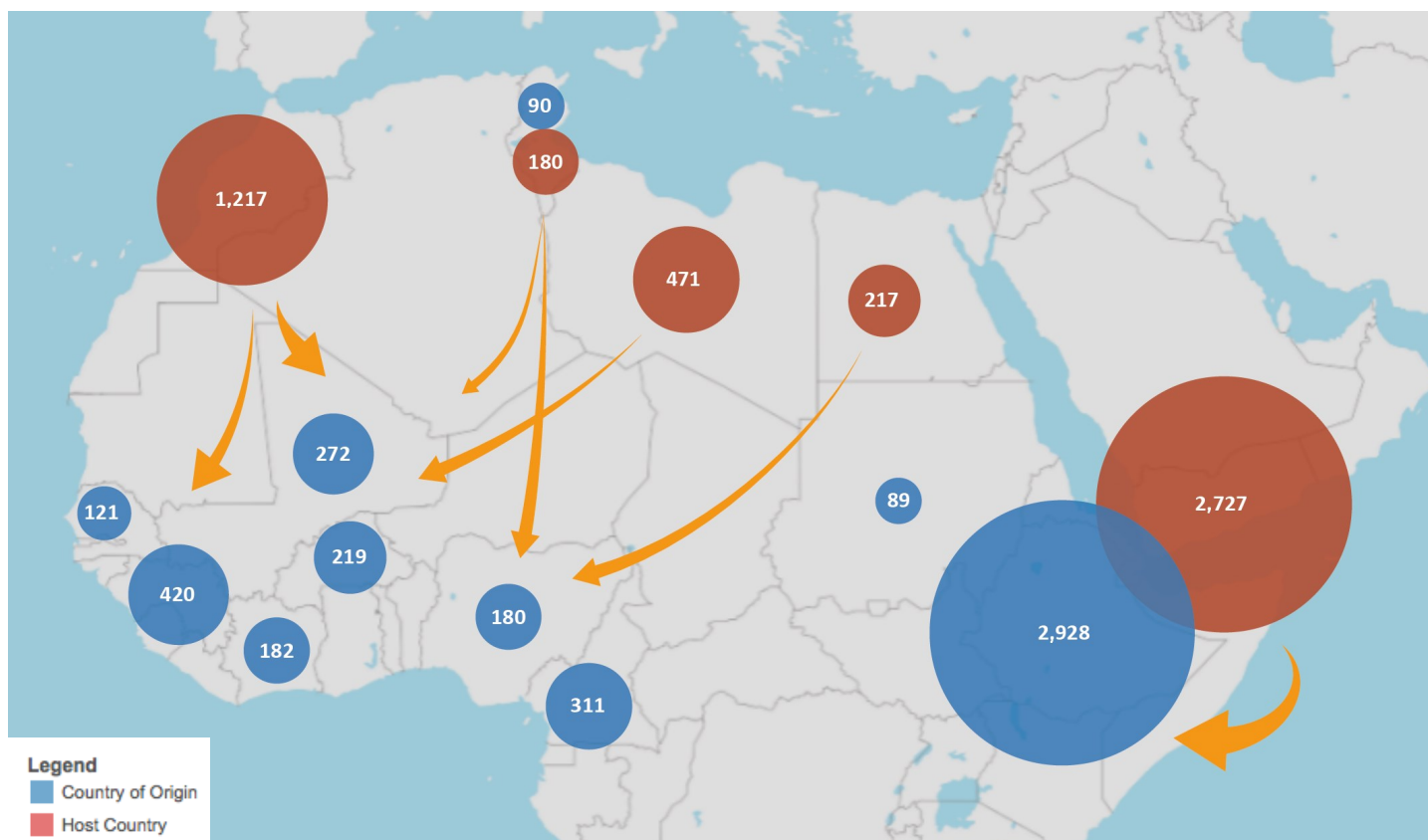
Chart 21: Top 5 countries of origin in the MENA region, 2015



<sup>16</sup> See <http://iomiraq.net/reports/migration-flows-iraq-europe>

<sup>17</sup> See [https://publications.iom.int/system/files/egyptian\\_children.pdf](https://publications.iom.int/system/files/egyptian_children.pdf)

Map 13: Main return flows from the MENA region, 2015



**ADDRESSING THE NEEDS OF STRANDED AND VULNERABLE MIGRANTS IN TARGETED SENDING, TRANSIT AND RECEIVING COUNTRIES (MOROCCO, UNITED REPUBLIC OF TANZANIA AND YEMEN AND SELECTED COUNTRIES OF ORIGIN)**

Adequate assistance, return and sustainable reintegration of returnees in the long term cannot be ensured without a common understanding between stakeholders and strong capacities of authorities of sending, transit and receiving countries concerned. The challenge of sustainability goes beyond external assistance projects of limited duration as linked to the necessary responsibility and capacities of governments in the long run.

This project, managed by IOM Morocco, therefore focuses on increasing local stakeholders' capacity to provide return to and assistance in countries of origin in the longer run, while ensuring the ongoing voluntary return assistance is in line with international best practices and IOM standards in the meantime.

This is being achieved through the close and direct involvement of local actors throughout the different phases of ongoing voluntary return operations. More precisely, the project aims at:

- 1. Strengthening the capacity of governmental and civil society counterparts in Morocco, United Republic of Tanzania and key countries of origin to manage human rights-based and development-focused assistance to and protection of stranded and vulnerable migrants.** To best address this component, national needs assessments were conducted in Morocco, United Republic of Tanzania and Burundi to map the relevant actors to be trained as well as their capacity-building needs.

The first training workshop targeting governmental officials from Morocco and key countries of origin as well as civil society partners took place from 7 to 8 December 2015 in Rabat, Morocco. The training workshop focused on psychosocial support to vulnerable migrants, an identified priority area. Training governmental and non-governmental representatives from Morocco and main countries of origin together has been identified as a best practice in the context of this project and has strengthened exchange of best practices and cooperation. Three training workshops were organized in United Republic of Tanzania on assistance to vulnerable migrants, reporting on migration issues and the legal framework. The training workshops targeted both government officials and journalists. Morocco authorities were also trained on the use of registration kits to allow for the registration of irregular migrants in targeted provinces and their subsequent protection. The project also aims at establishing Case Management Committees composed of governmental and non-governmental actors to improve the reintegration of returnees in their country of origin. A first Case Management Committee meeting took place in Cameroon in July 2015.

**2. Providing safe and voluntary return to and assistance in countries of origin to stranded migrants in Morocco, United Republic of Tanzania and Yemen** as well as emergency voluntary return in the latter, in close cooperation and coordination with involved governments – allowing them to gradually take on increased responsibility and build up their operational and development capacities to implement such programmes. Before the peak of the Yemen crisis, IOM managed to provide return assistance to 117 Ethiopian migrants in coordination with the Yemeni and Ethiopian authorities.

**3. Enhancing collaboration and dialogue between all countries involved in the return of and assistance provision to stranded migrants.** A first cross-cutting event took place in November 2015 in Rabat on “Return and Reintegration”. The event was attended by 47 participants from Burundi, Cameroon, Côte d’Ivoire, Ethiopia, Guinea, Morocco, Nigeria and United Republic of Tanzania. This meeting allowed to identify and share best practices between all participants.



*Training workshop on “Psychosocial Assistance to Vulnerable Migrants” organized on 7–8 December 2015 in Rabat, Morocco.*

## South America

South America is a region with historic migration flows towards North America (United States and Canada) as well as Europe (primarily Spain and Italy). The most important historic link with Asia is between Brazil and Peru and Japan. Changes in the global economic environment since the crisis in 2008 have contributed to a reduction in emigration out of the region and an increase in return migration, particularly from Europe. Migration between the countries of South America is increasingly important in the region, and most migration is linked to inequalities and differences in economic opportunities, labour market development and social protection systems. Transit migration through the region towards North America is also an important phenomenon. Immigration to the region from other parts of the world is on the rise, with new flows from the Caribbean, Africa, Asia, North America and Europe (Spaniards).

Recent studies show that economic motives continue to be the primary reason stated for return to the region. For many migrants, changes in the economic environment in Europe as well as in their personal circumstances – including irregular migration status or missing a loved one in their home country – contributed to the decision to voluntarily return. Migrants assisted in the region under IOM's emergency fund for stranded migrants came from a diverse mix of countries across Latin America and the Caribbean, Europe, Africa, and Asia.

In 2015 very few returns from South America (24 returns) were assisted by IOM and AVRR beneficiaries notably returned from Argentina (9), Uruguay (5), Brazil (4), Bolivia (Plurinational State of) (2) and Ecuador (2). Most of them were vulnerable migrants (80%) and more specifically victims of trafficking (75% of total returnees from South America region).

Of these AVR beneficiaries, 75 per cent returned from the region within South America or to Central America and the Caribbean.

However, South America is an important region of origin, with 1,218 migrants assisted to return to the region in 2015. Most of them returned from the EEA (93%) and mainly from Spain (25%), Belgium (17%) and Portugal (16%). It is worth mentioning that Brazil (578 returns) is the most important country of origin within the region, representing almost half of the voluntary returns to South America, followed by Colombia (180), Ecuador (88), Bolivia (Plurinational State of) (79) and Chile (66).

In 2015, 8 per cent of migrants who returned to South America were vulnerable migrants, mainly victims of trafficking.

In 2015, 646 migrants who returned to South America were assisted in 2015 with financial support upon departure/after arrival and/or reintegration assistance. 44 per cent of them received a reintegration grant used to set-up a small business and nearly 30 per cent of them received a financial allowance (reinstallation grant, family support and petty cash) to support their first steps upon return.

Chart 22: Top 5 host countries in South America, 2015

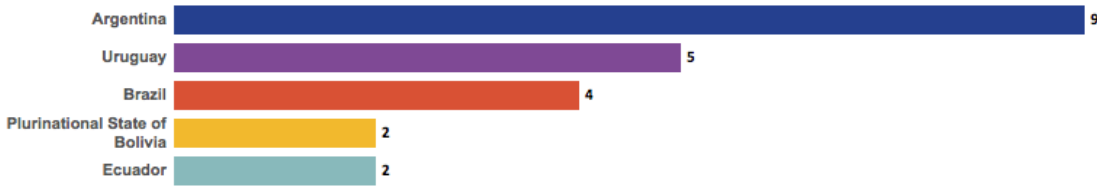


Chart 23: Top 5 countries of origin in South America, 2015



Map 14: Main countries of origin in South America (and related top host countries in EEA), 2015



## EXPLORING REINTEGRATION: THE EXPERIENCE OF MIGRANTS RETURNING TO BOLIVIA (PLURINATIONAL STATE OF), COLOMBIA AND PARAGUAY FROM SPAIN

In order to better understand the reintegration process of the migrants returning under Assisted Voluntary Return and Reintegration (AVRR) projects funded by the Ministry of Labour and Immigration, Secretary of State for Immigration and Emigration, Directorate General for Immigration, and the AMIF; the IOM Regional Office for South America and IOM Country Office in Spain carried out research in 2015 to explore the experience of IOM beneficiaries and analyse return patterns.

The research *Voluntary Return from Spain, Case study: Bolivia, Colombia and Paraguay* had two parts: first, it included an analysis of the migration flow of returnees from Spain to South America based on the National Census and other relevant statistical sources, including IOM internal data on assisted beneficiaries. The data showed that the migrants most likely to return were from Brazil, Paraguay and Bolivia (Plurinational State of).

The second part of the research was based on surveys conducted with migrants returning to Bolivia (Plurinational State of), Colombia and Paraguay. Among the key topics that were explored were push and pull factors for migrating to Spain, living and working conditions in the destination country, reason for returning, impact of the programme assistance, and opportunities and gaps in the reintegration process. The study provided substantial inputs that not only document the experience of returnees, but provide inputs for future reintegration projects.

For most migrant participants, return was a result of the frustration of a migration project. The impact of the 2008 economic crisis in Spain on the migrants' possibilities to access the labour market played a significant role. In addition, individual circumstances such as the difficulty of combining work and childcare, health difficulties, fear of deportation, or nostalgia from being away from loved ones contributed to the


decision to return. Many of the respondents highlighted the lack of support received from relatives in the country of origin upon return as a barrier during the reintegration process, along with reintegration into the labour market.

The support received by the AVRR programme, though not decisive for the decision, was crucial to enable the return and many of the participating migrants were happy with their decision.

“[Without IOM support] I would have returned anyway, I just wouldn't have known when I would have had the resources to do so” – Returnee from Colombia

For more information, see the full research *Voluntary Return from Spain, Case study: Bolivia, Colombia and Paraguay*:

Study: <http://argentina.iom.int/ro/el-retorno-voluntario-desde-esp%C3%B1a-estudio-de-casos-bolivia-colombia-paraguay-estudio-evaluaci%C3%B3n>  
Survey: <http://argentina.iom.int/ro/el-retorno-voluntario-desde-esp%C3%B1a-estudio-de-casos-bolivia-colombia-paraguay-seguimiento-en-origen>



## South-Eastern Europe, Eastern Europe and Central Asia

The majority of the countries within the SEECA region are at the crossroads of significant mixed and complex migration flows. Migrants from within, and transiting through, the region are often desperate to reach their final destination, and, in the absence of available legal migration routes, are particularly vulnerable to the crimes of trafficking in human beings, migrant smuggling and exploitation. Consequently, a wide range of people on the move are in need of special protection, assistance and a comprehensive migration management response.

While most countries in the region are traditionally countries of origin for migrants, mainly travelling to the EEA, the Russian Federation, Kazakhstan and Turkey, countries in the region – mainly in the Balkans – are increasingly becoming countries of transit and/or destination. With border control furthermore being tightened across some of the countries in South-Eastern Europe, migrants have become increasingly stranded on their way to the EEA. In this context, voluntary return and reintegration programmes are being piloted in countries along the so-called Western Balkan Route, and it is projected that the interest in

these programmes will drastically increase from 2016 as part of a multifaceted approach to migration management.

The Western Balkan countries have further seen an exponential increase of departing as well as returning nationals to and from EEA countries during 2015. Indeed, the SEECA region is the first region of origin of AVRR beneficiaries, with 41,928 migrants assisted to return home in 2015 – i.e. more than 60 per cent of the total returns over the same year. Nearly all returnees (99%) departed from the EEA region, and, as shown in Map 15, mostly from Germany (80%) but also, in a lower extent, from Austria (6%), Belgium (3%), the Netherlands (3%) and Greece (2.5%).

Chart 24: Top 5 host countries in SEECA, 2015



Chart 25: Top 5 countries/territories of origin in SEECA, 2015



The main countries/territories of origin in the region for 2015 were Albania and Kosovo/UNSC 1244, counting for more than half of total returns (respectively 12,014 and 9,908 migrants assisted).

In 2015, 815 migrants in vulnerable conditions have been assisted to return to the SEECA region, representing 2 per cent of the total returns of migrants to the region over the same year, but 25 per cent of the total returns of vulnerable migrants worldwide. More than half of them were migrants with medical needs.

As a host region, 962 migrants have been assisted to return from the SEECA region: most of them (40%) returned within the region, but also to Asia and the Pacific (34%) and the WCA (19%). The main host countries in the region in 2015 were Turkey (419 migrants), the Russian Federation (292), Kazakhstan (124) and Georgia (108).

It is worth noting that 37 per cent of the AVRR beneficiaries having returned from SEECA were

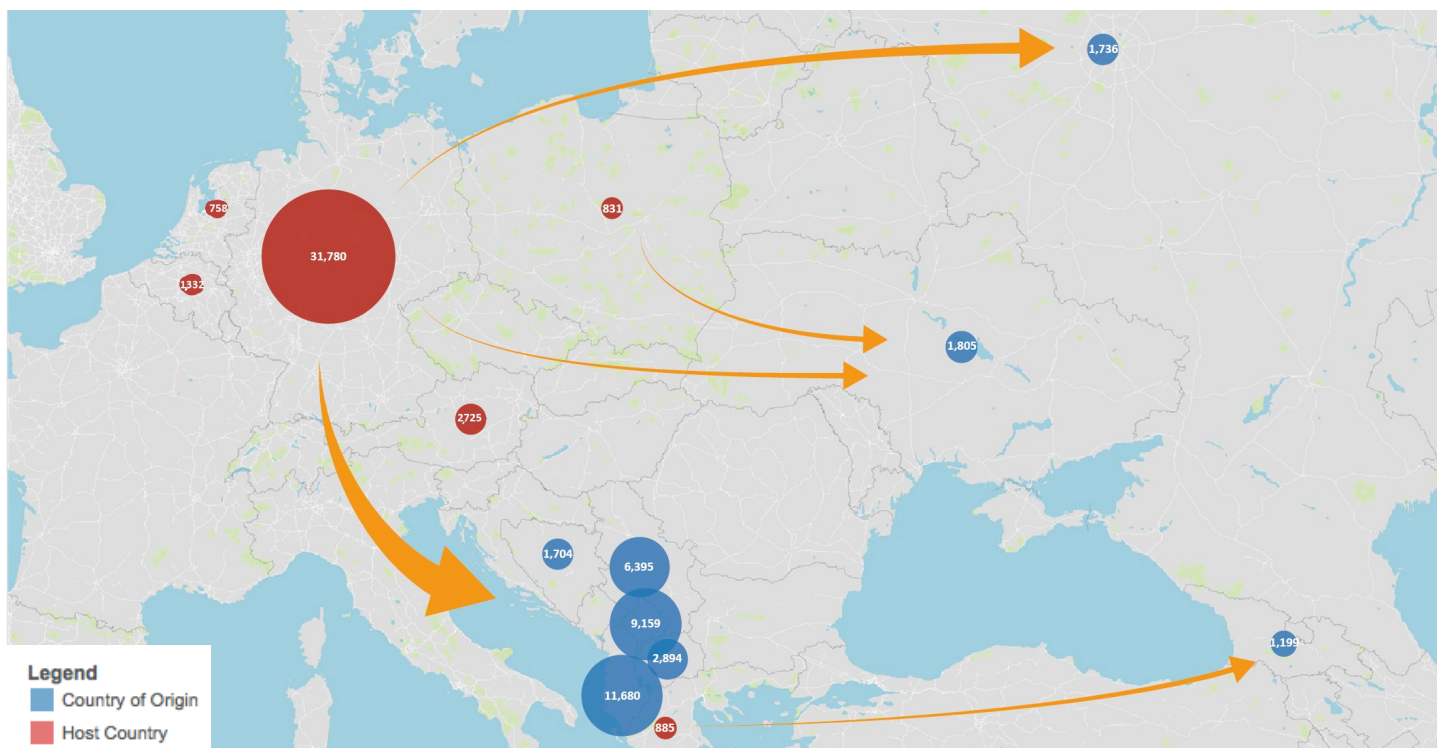
victims of trafficking from the same region and in a lower extent from the WCA.

30 per cent of total estimated expenses related to the immediate support to returnees upon departure/after arrival and/or reintegration were made in the SEECA region (approximately USD 8.4 million).



*Beekeeping business backed by reintegration support provided by IOM in SEECA region.*

**Map 15: Main return flows from the EEA to SEECA, 2015**





## FAMILY TRACING ACTIVITIES AND ORGANIZATION OF ASSISTED VOLUNTARY RETURNS AND REINTEGRATION OF UNACCOMPANIED MIGRANT CHILDREN RESIDING IN ITALY

In 2015, IOM Tirana has seen the largest number of returning migrants within SEECA region, predominantly from countries in the European Economic Area (EEA). As reported by several EU Member States, there has been a growing number of adults and unaccompanied migrant children (UMC) from Albania entering their territory and seeking protection/asylum with the vast majority of these claims rejected. Italy has been one of the countries of such entries, and has also seen an increased number of returning unaccompanied minors from Italy back to Albania during 2015.

The project “Family tracing activities and organization of assisted voluntary returns and reintegration of unaccompanied migrant children residing in Italy, in support of the Italian Ministry of Labour and Social Policies”, implemented by IOM Rome, intended to address the issue by providing support to the Italian Ministry of Labour and Social Policies and local administrations and social services, and to contribute to the implementation of comprehensive and effective responses to the challenges related to the massive inflows of UMC to Italy. The key activities in the project are family tracing and assessment, aimed at providing comprehensive information to help the Italian reference authorities better follow the minor’s integration pattern in Italy, or, when considered feasible and requested by the minor, to better support his/her reunification with the family in the country of origin or in a third country of residence. The family tracing and assessment activities also aimed to assess economic and social resources and opportunities available in each UMC’s context of origin. During 2015, upon request of IOM Rome, the IOM mission in Tirana conducted 210 family tracing/assessment interviews, in various regions of Albania. Based on the willingness of the child, the recommendations by social services, and the assessment made by the competent authorities and upon the request of the Directorate for Immigration and Integration Policies, IOM has been assessing every single case, by ascertaining both the

child’s wish and objective elements for the reunification to take place such as the family’s consent, situation in the country of origin, conditions of family reunification and/or foster care placement with the local authorities, and sustainability of reintegration perspectives. The needs and abilities already acquired by the minor before leaving Italy (through the attendance of vocational training courses in the accommodation centres) and his/her family’s needs for sustainable reintegration in Albania were hereby taken into account. Following the individual counselling sessions with the child and consequent drafting of individual reintegration plans in Italy, IOM Tirana could provide support for the implementation of such reintegration plans for nine UMC returnees throughout 2015, mostly in vocational training, specifically in culinary, car mechanics, and plumbing. The minors’ families were, at the same time, assisted with support to set up/improve small business activities such as farming and groceries. Less frequently, the returnees were provided with medical support, in due consideration of their health needs. The minor’s reintegration is monitored by IOM Tirana for at least six months from the date of return. In case of particularly vulnerable situations, monitoring is extended and it becomes more of an accompanying process.



*Albanian UMC supported with vocational training upon return from Italy.*

## Southern Africa

During the past year, the Southern Africa region has witnessed two significant emerging trends in the field of returns.

Firstly, while mixed migration from the Horn of Africa and Great Lakes Region continues Southern Africa, the composition of migrants travelling in this flow has witnessed a significant rise in the number of male unaccompanied migrant children (UMC). These children constitute a portion of the estimated 15,000 Ethiopian migrants who risk their lives trying to enter South Africa over land every year,<sup>18</sup> transiting through several countries in the Great Lakes and Southern Africa regions. Most of these migrants leave their homes in search of better opportunities yet suffer great hardship, including but not limited to starvation and abandonment, physical and sexual abuses, exploitation and at times death, usually by drowning or suffocation in truck containers. The year 2015 saw the lengthy detention of more than 500 of these migrants in some of the transit countries, particularly Malawi,<sup>19</sup> which has limited reception and return capacity to address this influx of irregular migrants. As a result, the migrants, who are caught in Malawi without documentation are often detained in overcrowded prisons, sharing detention space with criminals. IOM figures show that one in every seven detained migrants was a UMC. According to a Médecins Sans Frontières (MSF) report,<sup>20</sup> inmates confront violence, poor nutrition, and dire living conditions. The extreme overcrowding has led to a severe lack of access to water and sanitation, and serious health consequences to the migrants, particularly children.

Secondly, in parallel to the changing migration dynamics, a significant rise in interest was observed among Southern African Development Community (SADC) Member States in relation to Assisted Voluntary Return and Reintegration (AVRR). This was evidenced by the prioritization of AVRR as one of the four thematic areas that emerged from a Ministerial dialogue on addressing mixed and irregular migration (under the Regional Consultative Process of MIDSA – the Migration Dialogue for Southern Africa). In a signed statement issued in July 2015, Ministers responsible for immigration picked AVRR from among many areas of focus that were included in a Regional Action Plan that was adopted at MIDSA, for prompt implementation both at regional and national levels. IOM has subsequently initiated work to develop a practical guide on AVRR for governments in Southern Africa that is expected to be ready by the end of 2016.

In 2015, IOM assisted 523 migrants to return voluntarily from the Southern Africa region and mainly from Malawi (392), South Africa (65) and Zambia (25). It is worth mentioning that 87 per cent of these AVR flows were directed to East and Horn of Africa, most of AVR beneficiaries returning from Malawi to Ethiopia (388 persons, i.e. 74 per cent of total returns from the Southern Africa region).

In a lower extent, 7 per cent of the AVR flows took place within the Southern Africa region (from South Africa to Zimbabwe for instance) and 6 per cent to the WCA region (from South Africa to Ghana mainly).

<sup>18</sup> IOM, *In Pursuit of the Southern Dream: Victims of Necessity – Assessment of the irregular movement of men from East Africa and the Horn to South Africa*, April 2009. Also see “*Health Vulnerabilities Study Of Mixed Migration Flows From The East And Horn Of Africa And The Great Lakes Region To Southern Africa*” (IOM, 2013).

<sup>19</sup> Médecins Sans Frontières (MSF), *Migrants in Maula Prison* (June 2015).

<sup>20</sup> See 2 above.

Approximately 20 per cent of the migrants assisted with AVR from the Southern Africa region in 2015 were UMCs, who mostly returned from Malawi to Ethiopia.

Regarding return flows to Southern Africa, IOM assisted 231 migrants in 2015 who mostly returned to the Democratic Republic of the Congo (76), Angola (35), Mauritius (21), and Comoros, Malawi and Zimbabwe (respectively 20 returnees to each country). Half of them returned to the region from the EEA (117 migrants) and one fourth from the MENA region (57 migrants).

Map 16: Main return flows from Southern Africa, 2015

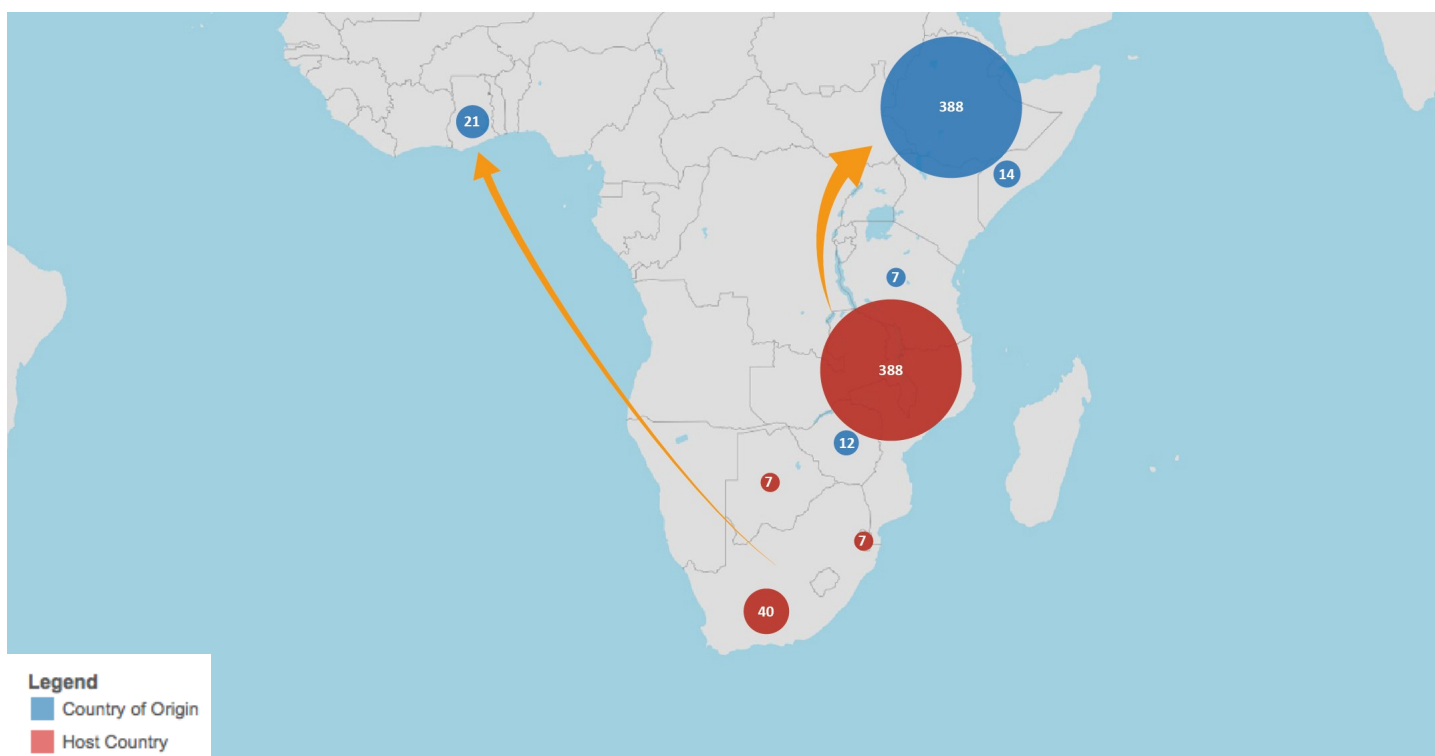
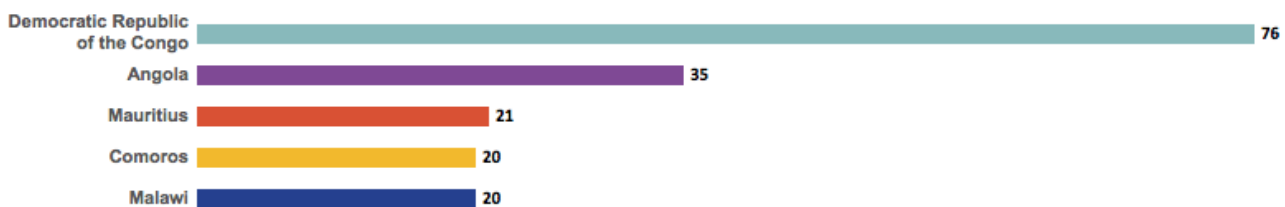


Chart 26: Top 5 host countries in Southern Africa, 2015



Chart 27: Top 5 countries of origin in Southern Africa, 2015



Ethiopian UMCs assisted upon arrival at Addis Ababa airport.

## ADDRESSING IRREGULAR MIGRATION FLOWS IN SOUTHERN AFRICA

During the year, IOM implemented the fifth phase of the project, “Addressing Irregular Migration Flows in Southern Africa” funded by the US State Department’s Bureau of Population, Refugees and Migration (PRM). Under this project, IOM, in partnership with the government of Zimbabwe, the SADC Secretariat, the United Nations High Commissioner for Refugees (UNHCR), the United Nations Office on Drugs and Crime (UNODC) and Save the Children International hosted the Ministerial Migration Dialogue for Southern Africa (MIDSA) from 7–9 July 2015, in Victoria Falls, Zimbabwe.

This was the third ever Ministerial MIDSA with the theme, “Addressing Mixed and Irregular Migration in the SADC Region: Protection of the Unaccompanied Migrant Child”. A notable achievement of the July 2015 MIDSA meeting was the issuance and signing of a Ministerial Statement by Ministers and Deputy Ministers responsible for immigration in the SADC Region, approving the Regional Action Plan on Mixed and Irregular Migration, that was developed by senior officials of the SADC Member States with support from MIDSA, as a feasible framework to address mixed and irregular migration in the SADC Region. They further recommended that the Action Plan be submitted to the SADC Secretariat, for formal adoption and alignment with existing SADC initiatives. Furthermore, they identified the protection of UMC, statelessness, alternatives to detention and AVRR as priority themes for swift implementation. The report and recommendations of the MIDSA conference are available here: [www.iom.int/sites/default/files/our\\_work/ICP/RCP/English-Final-Report-MIDSA-2015.pdf](http://www.iom.int/sites/default/files/our_work/ICP/RCP/English-Final-Report-MIDSA-2015.pdf).

The project also conducted a total of seven training of trainers workshops in Botswana, Malawi, Mozambique, Zambia and Zimbabwe using a regional curriculum on mixed migration, jointly developed with

UNHCR and reaching a total of 122 (81 males and 41 females) government officials. As a result of these trainings a total of 1,355 migrants consisting of 1,259 males and 96 females were referred to IOM in 2015 for assistance. In the framework of the project, AVR assistance was offered to a total of 353 migrants in the SADC region: 282 males and 71 females. Additionally, a total of 1,356 migrants (1,262 males and 94 females) were assessed for eligibility for direct assistance while in detention – including counselling, referral, support for the issuance of travel documents, shelter, medical support, etc. – at the request of governments.

At the regional level, IOM commissioned the University of the Western Cape to conduct a study on the profile of unaccompanied migrant children crossing international borders in Mozambique, South Africa, Zambia and Zimbabwe focusing on their protection needs, as well as current governments and other stakeholders’ response and challenges. The report is expected in the second half of 2016.

## West and Central Africa

Migration is a driving force for West and Central Africa (WCA): it is deeply rooted in the culture and history of its populations and has always been a major factor for human and economic development. Its positive impact is widely acknowledged by all stakeholders to the extent that an area for free movement within the Economic Community of West African States (ECOWAS) has been established.<sup>21</sup>

We can identify an intraregional migration which is by far the most significant; and an extraregional one that mainly targets Europe through North Africa. In Africa migration is more intraregional; West Africa, in particular, has the strongest intraregional mobility in sub-Saharan Africa. Along the migratory routes migrants face different challenges, their level of vulnerability increases and they are exposed to possible exploitative and abusive episodes. Vulnerable, irregular or stranded migrants often need assistance to return to their country of origin. Assistance to voluntary return is one form of assistance IOM carries out in WCA.

In 2015, WCA was the fourth host region for AVRR, with 1,341 migrants assisted to return from WCA, and the fifth receiving region, with 4,648 migrants supported to return home in WCA. In this region, the main host country AVRR beneficiaries returned from in 2015 was Niger (1,322), and to a much lower extent Ghana (6), Côte d'Ivoire (4), Guinea (4) and Senegal (4). The main countries of origin in the region were Senegal (743), Nigeria (725), Mali (719), Guinea (571) and Cameroon (489).

The majority of AVRR beneficiaries, nearly 80 per cent of total returns to WCA, were returning from the MENA region, notably from Morocco and Libya, or from the WCA region, mostly from Niger. Indeed,

many migrants trying to reach Europe through the Central Mediterranean migratory route often find themselves stranded along the route in Niger or North Africa.

Intraregional AVRR represent 99 per cent of the total returns carried out from WCA. Most of the assisted migrants present a very high level of vulnerability and have often been exposed to abuses during the journey. IOM also conducted AVRR assistance for migrants returning from EEA countries such as Germany, Spain and Belgium, but to a lower extent (16% of the total returns to WCA).

Approximately 10 per cent of the total estimated expenses related to the immediate support to returnees upon departure/after arrival and/or reintegration were made in WCA (approximately USD 2.8 million).

In 2015, 10 per cent of the migrants in vulnerable conditions assisted with AVRR returned to WCA or within the region, as highlighted by the project presented in the next page.

<sup>21</sup> See IOM Regional Strategy for West and Central Africa 2014–2016: [www.rodakar.iom.int/oimsenegal/sites/default/files/IOM%20Regional%20Strategy%202014-2016%20EN.pdf](http://www.rodakar.iom.int/oimsenegal/sites/default/files/IOM%20Regional%20Strategy%202014-2016%20EN.pdf)

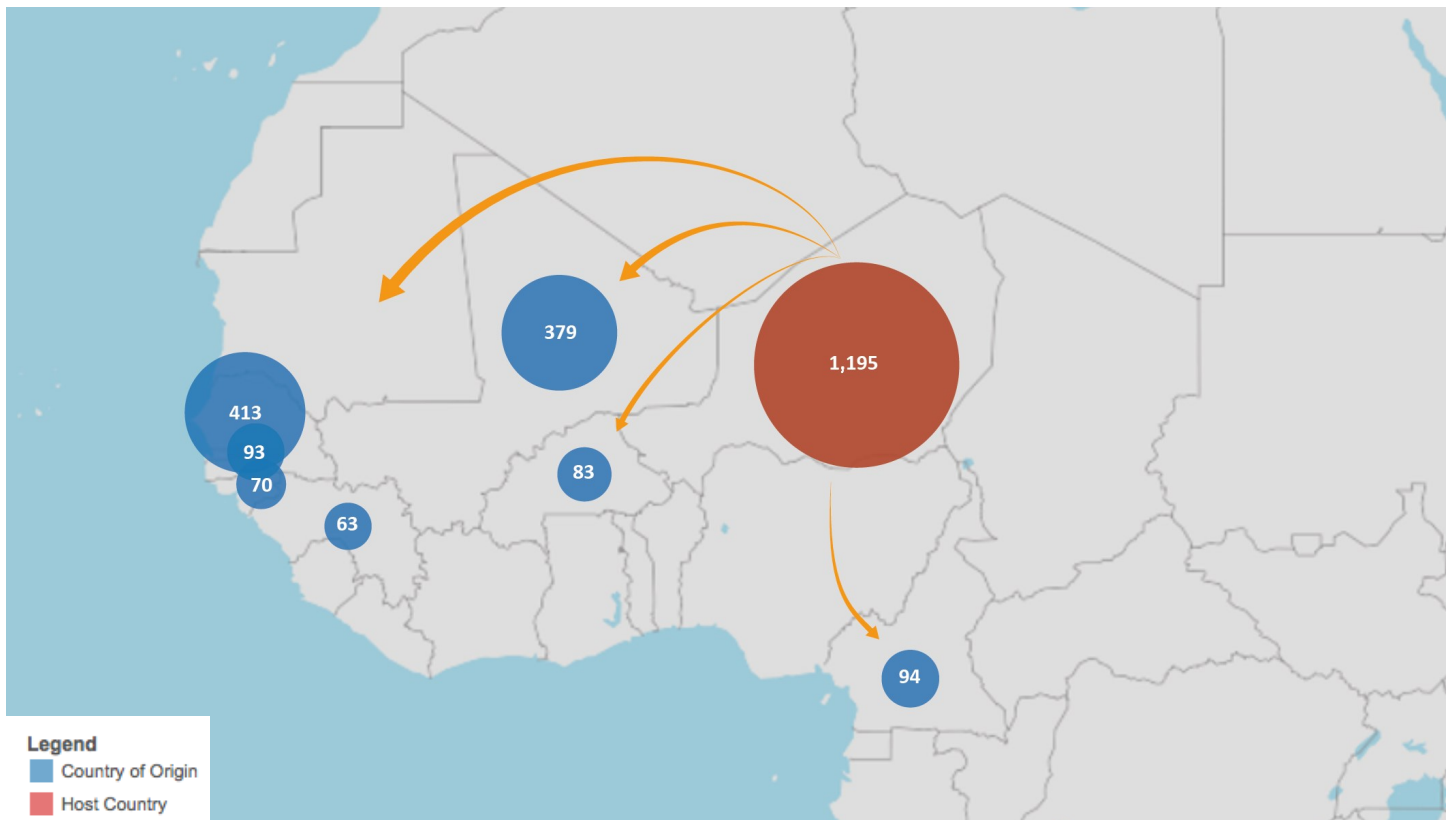
Chart 28: Top 5 host countries in the WCA region, 2015



Chart 29: Top 5 countries of origin in the WCA region, 2015



Map 17: Main return flows from the WCA region, 2015



A group of 17 Togolese girls, aged between 16 and 21, including a single mother and her one-year-old baby, have been returned home from Gabon with IOM's help. Of the 17, 11 girls were found on Gabon's Koniquet Island in August 2015 by the Gabonese Immigration Service. Following their rescue, they were taken to a Gabonese government reception centre for children in Libreville, where they received medical and psychological care. Six other girls, already identified as Togolese victims of trafficking, had already spent two years in the centre.

Their stories tell of pain and sorrow. Some left Togo without even informing their parents, who did not know whether they were alive or dead. Some were tricked into leaving by strangers promising a better life. Others were trafficked by neighbours or relatives. During their journey from Togo to Gabon by motorbike, car and pirogue canoe, most of the girls experienced verbal, physical and sexual abuse.

On 12 November 2015, IOM, in close cooperation with UNICEF, the Togolese and Gabonese authorities, returned the girls to Togo. It is paramount to ensure that reintegration into the family of origin is in the best interest of these minors and will not bring further risks to their safety and personal development. All the phases of the project are being coordinated with relevant stakeholders.

In 2016 IOM will start to implement two projects targeting child trafficking between Togo, Benin and Gabon, including the finalization of a trilateral cooperation agreement on countering trafficking. The identification of this group shows how badly needed this initiative is.

See the press release at: [www.iom.int/news/iom-helps-togolese-girls-trafficked-gabon-return-home](http://www.iom.int/news/iom-helps-togolese-girls-trafficked-gabon-return-home)





*"Free To Be Me" counter-trafficking campaign, Ghana.*

# i am a migrant

## Emmanuel

I left home with dream of getting to Europe where I was told I would easily find a job which would mean I would be able to look after my siblings. My mother died when I was very young and our father basically abandoned us as he could not, or did not want to, take care of us. I felt I had no choice but to leave Ghana and try my luck in Europe.

After months of travelling through West Africa by whatever means, I eventually made it to Libya where I paid 800 euros to men who promised they would put me on a big boat that would finally take me to Europe. It is difficult to explain and I have bad memories about this, but I had a terrible time in Libya. Those of us from certain African countries were treated very badly by the men who kept us in these dirty houses without much clean water and with very little edible food. They were very abusive and they seemed to enjoy the way they treated us. It did not matter to them that we had paid them all this money.

Finally, one day, after several weeks of waiting, I was one of about 75 mostly Africans who were shoved onto a small rubber boat in the early morning when it was still dark. A few in our group initially refused to get onto this boat because it did not look strong or even big enough to carry all of us to Europe. The men in charge had weapons and were very aggressive. They were simply not interested in our complaints about the boat.

We did not make it to Europe.

Instead we spent five days aimlessly floating around and basically lost at sea. When the boat started losing

air (deflating) we thought we were all going to die.

As our food and water ran out, we eventually drifted towards the Tunisian coast where we were rescued and sent to a detention centre. I was in the detention centre for a month before I was freed.

*[Emmanuel was rescued from the detention centre and assisted by IOM in returning to Ghana where he was provided with reintegration supports including a small grant that enabled him to start a small business transporting yams to the market.]*

When I arrived back home in Ghana, my friends and relatives wanted to know why I had come back with nothing. Here I was back home, when others were busy earning good money and looking after their families, they mocked. Many wanted to know when I would try again.

However, I do not see myself as a failure. For me, the most important thing was that I felt lucky that I had survived at sea and that I am alive. Although, I did not make it to Europe, I genuinely do not regret trying.

One is certain, if I had opportunities here, I would not have been so desperate enough to try and go to Europe the way I did. If young people like me have jobs and a way to earn a living we would not try these dangerous journeys.

After my experience, my advice to other young people is do not to make this journey. I know many may not listen and perhaps I too would probably not listen if I was very desperate to leave, but it is better to try very hard and make it here at home.

If you have to migrate, do it properly, but for this to work, we need a lot of support.

My dream now is to expand my (yam) business and end up employing other young people who would no longer be desperate enough to try and put their lives at risk.


For now, I have no desire to try and make it to Europe again.

I am very hopeful about the future.

I wish many other young people are too.

*Learn more about migration flows from Africa to Europe at [migration.iom.int](http://migration.iom.int)*

*Read more migrants stories at [iamamigrant.org](http://iamamigrant.org)*



**"I suppose I am one of those who almost made it. You don't hear much about migrants like me, because we didn't die at sea or in the desert. We just didn't make it to Europe."**

## IOM REGIONAL COVERAGE

### Asia and the Pacific

Afghanistan	Australia	Bangladesh	Bhutan	Brunei Darussalam
Cambodia	China	Fiji	India	Indonesia
Iran (Islamic Republic of)	Hong Kong			
	Japan	Kiribati	Lao People's Democratic Republic	Malaysia
Maldives	Marshall Islands	Micronesia (Federated States of)	Mongolia	Myanmar
Nauru	Nepal	New Zealand	Pakistan	Palau
Papua New Guinea	Philippines	Republic of Korea	Samoa	Singapore
Solomon Islands	Sri Lanka	Thailand	Timor-Leste	Tonga
Tuvalu	Vanuatu	Viet Nam		

### Central and North America and the Caribbean

Antigua and Barbuda	Bahamas	Barbados	Belize	Canada
Costa Rica	Cuba	Dominica	Dominican Republic	El Salvador
Grenada	Guatemala	Guyana	Haiti	Honduras
Jamaica	Mexico	Montserrat	Nicaragua	Panama
Saint Kitts and Nevis	Saint Lucia	Saint Vincent and the Grenadines	Suriname	Trinidad and Tobago
Turks and Caicos Islands	United States of America			

### East and Horn of Africa

Burundi	Djibouti	Eritrea	Ethiopia	Kenya
Rwanda	Somalia	South Sudan	Uganda	United Republic of Tanzania

### European Economic Area

Andorra	Austria	Belgium	Bulgaria	Croatia
Cyprus	Czech Republic	Denmark	Estonia	Finland
France	Germany	Greece	Holy See	Hungary
Iceland	Ireland	Italy	Latvia	Liechtenstein
Lithuania	Luxembourg	Malta	Monaco	Netherlands
Norway	Poland	Portugal	Romania	San Marino
Slovakia	Slovenia	Spain	Sweden	Switzerland
United Kingdom				

## Middle East and North Africa

Algeria	Bahrain	Egypt	Iraq	Jordan
Kuwait	Lebanon	Libya	Morocco	Oman
Qatar	Saudi Arabia	Sudan	Syrian Arab Republic	Tunisia
United Arab Emirates	Yemen			

## South America

Argentina	Bolivia (Plurinational State of)	Brazil	Chile	Colombia
Ecuador	Paraguay	Peru	Uruguay	Venezuela (Bolivarian Republic of)

## Southern Africa

Angola	Botswana	Comoros	Democratic Republic of the Congo	Lesotho
Madagascar	Malawi	Mauritius	Mozambique	Namibia
Seychelles	South Africa	Swaziland	Zambia	Zimbabwe

## South-Eastern Europe, Eastern Europe and Central Asia

Albania	Armenia	Azerbaijan	Belarus	Bosnia and Herzegovina
Georgia	Israel	Kazakhstan	Kosovo/ UNSC 1244	Kyrgyzstan
Montenegro	Republic of Moldova	Russian Federation	Serbia	Tajikistan
the former Yugoslav Republic of Macedonia	Turkey	Turkmenistan	Ukraine	Uzbekistan

## West and Central Africa

Benin	Burkina Faso	Cabo Verde	Cameroon	Central African Republic
Chad	Congo	Côte d'Ivoire	Equatorial Guinea	Gabon
Gambia	Ghana	Guinea	Guinea-Bissau	Liberia
Mali	Mauritania	Niger	Nigeria	Sao Tome and Principe
Senegal	Sierra Leone	Togo		

## HOST COUNTRIES/TERRITORIES FOR AVRR, 2011–2015

Host country/territory	2011	2012	2013	2014	2015	Total 2011–2015
Afghanistan	-	17	-	-	-	17
Albania	2	-	-	-	-	2
Angola	-	-	-	-	6	6
Argentina	-	-	2	3	9	14
Australia	478	428	699	800	819	3,224
Austria	2,880	2,601	2,896	2,299	4,126	14,802
Azerbaijan	-	-	-	-	5	5
Bahamas	-	-	-	-	7	7
Belarus	88	-	-	-	2	90
Belgium	3,358	4,694	4,388	3,459	3,870	19,769
Benin	-	200	9	3	1	213
Bolivia (Plurinational State of)	-	-	-	-	2	2
Bosnia and Herzegovina	164	-	-	-	-	164
Botswana	-	-	-	-	14	14
Brazil	-	-	-	-	4	4
Bulgaria	67	51	147	330	89	684
Cambodia	-	-	8	3	5	16
Cameroon	-	-	5	2	-	7
Canada	-	862	2,024	1,244	116	4,246
Chile	-	-	-	-	1	1
China	-	-	1	-	33	34
Hong Kong	-	-	37	11	12	60
Macao SAR	-	-	7	-	3	10
Costa Rica	-	93	-	2	-	95
Côte d'Ivoire	-	-	-	-	4	4
Czech Republic	202	223	146	173	202	946
Democratic Republic of the Congo	-	-	-	-	7	7
Denmark	64	66	219	110	243	702
Djibouti	-	-	-	-	990	990
Dominican Republic	1,209	-	-	1	9	1,219
Ecuador	-	-	-	2	2	4
Egypt	54	296	185	173	406	1,114
El Salvador	-	-	-	2	-	2
Estonia	8	29	17	23	48	125
Finland	304	327	342	318	632	1,923

Host country/territory	2011	2012	2013	2014	2015	Total 2011–2015
France	-	6	3	8	-	17
Georgia	-	4	-	-	108	112
Germany	6,319	7,546	10,251	13,574	35,446	73,136
Ghana	-	17	10	-	6	33
Greece	760	7,290	9,325	7,357	3,746	28,478
Guatemala	-	-	-	2	2	4
Guinea	-	102	13	12	4	131
Haiti	-	-	-	-	2	2
Honduras	-	-	3	-	-	3
Hungary	365	414	353	491	138	1,761
India	-	-	-	68	3	71
Indonesia	297	-	955	561	2,168	3,981
Iran (Islamic Republic of)	-	-	-	-	181	181
Ireland	402	359	340	188	114	1,403
Italy	506	848	993	867	356	3,570
Japan	-	-	4	7	21	32
Jordan	-	-	2	5	60	67
Kazakhstan	-	-	-	-	124	124
Kenya	-	543	-	1	4	548
Lao People's Democratic Republic	-	-	-	1	-	1
Latvia	73	89	82	94	34	372
Lebanon	-	-	-	-	95	95
Libya	-	172	847	218	495	1,732
Lithuania	47	65	43	66	44	265
Luxembourg	101	97	116	186	149	649
Malawi	-	-	-	-	392	392
Malaysia	-	36	23	11	29	99
Mali	-	21	8	7	-	36
Malta	29	39	55	72	12	207
Mauritania	-	1	-	-	-	1
Mauritius	-	23	23	-	-	46
Mexico	1,141	897	17	25	7	2,087
Micronesia (Federated States of)	-	-	-	-	111	111
Mongolia	-	-	1	4	1	6
Morocco	440	89	498	1,158	1,399	3,584
Mozambique	-	-	-	-	2	2
Myanmar	-	-	1	-	1	2
Nauru	-	50	17	46	10	123
Netherlands	3,473	2,905	2,489	2,269	2,927	14,063
Nicaragua	12	13	-	4	-	29

Host country/territory	2011	2012	2013	2014	2015	Total 2011–2015
Niger	78	-	82	6	1,322	1,488
Nigeria	-	2	-	-	-	2
Norway	1,813	1,753	1,899	1,622	1,164	8,251
Pakistan	-	-	-	-	4	4
Panama	-	-	1	1	5	7
Papua New Guinea	5	3	177	278	47	510
Paraguay	-	-	4	-	-	4
Peru	-	-	2	3	1	6
Philippines	-	-	-	1	-	1
Poland	1,149	753	1,949	1,463	975	6,289
Portugal	594	753	692	412	243	2,694
Republic of Korea	-	-	-	2	3	5
Republic of Moldova	38	73	10	-	-	121
Romania	131	312	197	113	117	870
Russian Federation	12	117	10	-	292	431
Saint Lucia	-	-	-	1	2	3
Senegal	-	1	1	-	4	6
Sierra Leone	-	6	-	-	-	6
Singapore	-	-	-	-	2	2
Slovakia	95	54	50	57	92	348
Slovenia	11	11	20	16	20	78
Solomon Islands	-	-	-	-	4	4
Somalia	-	990	-	-	72	1,062
South Africa	197	247	-	-	65	509
Spain	823	785	758	889	628	3,883
Sri Lanka	-	-	1	-	-	1
Sudan	-	-	-	-	86	86
Swaziland	-	-	-	-	7	7
Sweden	78	98	98	63	37	374
Switzerland	1,130	2,289	1,655	478	374	5,926
Thailand	-	-	49	13	287	349
Timor-Leste	-	1	-	-	-	1
Togo	-	183	2	5	-	190
Trinidad and Tobago	-	-	-	4	1	5
Tunisia	-	9	251	99	456	815
Turkey	200	569	618	495	419	2,301
Ukraine	159	72	21	-	12	264
United Arab Emirates	-	-	7	-	-	7
United Kingdom	874	-	-	2	25	901
United Republic of Tanzania	912	-	-	589	148	1,649



Host country/territory	2011	2012	2013	2014	2015	Total 2011–2015
Uruguay	-	-	-	-	5	5
Viet Nam	-	-	1	-	-	1
Yemen	128	794	335	827	2,733	4,817
Zambia	-	34	-	-	25	59
Zimbabwe	-	-	-	-	5	5
<b>Total</b>	31,270	41,422	46,494	43,699	69,540	<b>232,425</b>

## COUNTRIES/TERRITORIES OF ORIGIN FOR AVRR, 2011–2015

Country/Territory of origin	2011	2012	2013	2014	2015	Total 2011–2015
Afghanistan	834	2,019	1,624	1,304	1,413	7,194
Albania	85	330	326	1,239	12,014	13,994
Algeria	118	176	140	41	94	569
Angola	108	69	69	76	35	357
Antigua and Barbuda	-	1	-	1	-	2
Argentina	123	140	77	89	57	486
Armenia	504	532	448	435	516	2,435
Australia	-	2	24	2	1	29
Austria	1	1	2	7	-	11
Azerbaijan	180	220	216	249	199	1,064
Bahamas	-	-	5	1	-	6
Bahrain	-	1	-	-	-	1
Bangladesh	126	1,208	2,000	1,334	1,534	6,202
Barbados	-	-	10	1	-	11
Belarus	281	269	188	159	156	1,053
Belgium	2	5	1	1	-	9
Belize	2	1	-	1	-	4
Benin	7	19	73	19	19	137
Bermuda	-	-	4	-	-	4
Bhutan	2	-	-	1	-	3
Bolivia (Plurinational State of)	300	256	225	183	79	1,043
Bosnia and Herzegovina	221	500	935	1,511	1,906	5,073
Botswana	1	8	12	3	4	28
Brazil	1,903	1,802	1,418	881	578	6,582
Bulgaria	76	90	82	75	125	448
Burkina Faso	21	46	208	91	347	713
Burundi	103	133	34	29	6	305
Cabo Verde	18	19	25	25	12	99
Cambodia	15	30	64	30	152	291
Cameroon	111	90	159	345	489	1,194
Canada	-	13	67	27	9	116
Central African Republic	-	1	-	1	1	3
Chad	16	94	23	15	52	200
Chile	113	183	169	120	66	651

Country/Territory of origin	2011	2012	2013	2014	2015	Total 2011–2015
China	873	674	657	519	490	3,213
Hong Kong	4	4	6	9	1	24
Taiwan Province of China	-	1	-	4	-	5
Colombia	207	346	320	293	180	1,346
Comoros	-	5	2	6	20	33
Congo	26	14	26	74	49	189
Costa Rica	12	9	1	7	4	33
Côte d'Ivoire	154	81	215	316	290	1,056
Croatia	42	76	140	120	39	417
Cuba	13	9	15	20	18	75
Cyprus	-	-	-	-	6	6
Czech Republic	7	60	82	64	13	226
Democratic Republic of the Congo	82	187	109	96	76	550
Denmark	8	19	2	3	-	32
Djibouti	3	1	13	-	12	29
Dominica	-	-	1	-	6	7
Dominican Republic	71	81	39	34	18	243
Ecuador	752	780	356	276	88	2,252
Egypt	93	221	366	501	230	1,411
El Salvador	19	47	90	79	29	264
Equatorial Guinea	4	3	1	2	3	13
Eritrea	11	13	11	13	7	55
Estonia	8	11	6	9	4	38
Ethiopia	1,127	1,515	542	1,610	4,689	9,483
Fiji	16	10	11	16	29	82
Finland	-	1	-	-	1	2
France	6	11	10	8	7	42
Gabon	2	-	-	1	1	4
Gambia	56	221	300	76	164	817
Georgia	595	706	1,157	1,874	1,489	5,821
Germany	16	22	9	6	4	57
Ghana	226	324	355	222	196	1,323
Greece	3	8	7	15	36	69
Grenada	-	-	2	1	-	3
Guatemala	19	28	28	25	17	117
Guinea	161	142	244	270	571	1,388
Guinea-Bissau	15	55	68	33	83	254
Guyana	4	1	3	2	-	10
Haiti	1,211	67	5	1	8	1,292
Honduras	35	73	95	113	113	429

Country/Territory of origin	2011	2012	2013	2014	2015	Total 2011–2015
Hungary	30	347	1,099	517	60	2,053
India	515	415	604	530	365	2,429
Indonesia	175	145	184	139	147	790
Iran (Islamic Republic of)	431	550	1,346	1,219	1,133	4,679
Iraq	2,667	2,472	1,930	1,280	3,607	11,956
Ireland	10	19	15	12	12	68
Israel	39	33	64	15	12	163
Italy	26	17	7	21	12	83
Jamaica	14	17	13	17	13	74
Japan	2	4	7	2	5	20
Jordan	51	66	68	99	66	350
Kazakhstan	58	207	182	147	84	678
Kenya	53	75	68	48	118	362
Kiribati	-	-	1	-	-	1
Kuwait	-	1	2	2	7	12
Kyrgyzstan	80	119	123	81	103	506
Lao People's Democratic Republic	-	4	1	2	-	7
Latvia	2	5	5	16	3	31
Lebanon	103	95	60	143	172	573
Lesotho	-	-	-	-	1	1
Liberia	19	15	34	18	78	164
Libya	27	50	80	82	-	239
Liechtenstein	-	-	-	5	-	5
Lithuania	12	11	4	15	13	55
Madagascar	5	9	1	15	4	34
Malawi	38	3	15	12	20	88
Malaysia	44	42	20	21	22	149
Mali	55	32	173	126	719	1,105
Malta	-	1	-	3	12	16
Mauritania	8	18	35	14	6	81
Mauritius	77	37	58	31	21	224
Mexico	20	190	56	45	13	324
Mongolia	632	527	458	541	778	2,936
Montenegro	26	127	83	174	675	1,085
Morocco	135	523	482	416	308	1,864
Mozambique	12	11	9	7	6	45
Myanmar	15	48	72	137	815	1,087
Namibia	2	2	34	17	2	57
Nepal	147	202	205	136	136	826
Netherlands	11	10	8	5	2	36

Country/Territory of origin	2011	2012	2013	2014	2015	Total 2011–2015
New Zealand	2	3	3	2	2	12
Nicaragua	14	23	25	35	49	146
Niger	15	48	31	30	37	161
Nigeria	623	689	914	609	725	3,560
Norway	5	4	-	14	1	24
Oman	-	-	1	-	-	1
Pakistan	586	4,324	5,606	3,860	1,927	16,303
Palestinian Territories	84	60	41	21	36	242
Panama	5	7	3	3	1	19
Papua New Guinea	31	2	2	13	6	54
Paraguay	74	60	49	75	57	315
Peru	149	149	183	207	48	736
Philippines	92	132	244	198	231	897
Poland	34	65	52	44	35	230
Portugal	2	3	15	16	1	37
Qatar	-	-	-	1	5	6
Republic of Korea	41	16	45	57	26	185
Republic of Moldova	248	199	213	149	209	1,018
Reunion	1	-	-	-	-	1
Romania	198	168	140	776	806	2,088
Russian Federation	2,561	2,607	5,048	4,538	2,120	16,874
Rwanda	32	40	35	21	18	146
Saint Kitts and Nevis	-	-	1	-	-	1
Saint Lucia	-	13	39	23	-	75
Saint Vincent and the Grenadines	-	-	52	12	-	64
Samoa	1	4	1	1	1	8
Sao Tome and Principe	16	23	14	7	6	66
Saudi Arabia	1	4	5	-	7	17
Senegal	124	201	328	283	743	1,679
Serbia	2,921	3,917	3,933	4,570	6,659	22,000
Kosovo/UNSC 1244	1,569	1,334	1,542	1,546	9,908	15,899
Seychelles	1	1	1	-	-	3
Sierra Leone	25	29	37	23	32	146
Singapore	3	4	1	11	-	19
Slovakia	51	141	181	188	114	675
Slovenia	11	10	-	1	2	24
Solomon Islands	1	-	-	1	2	4
Somalia	1	1,005	14	13	45	1,078
South Africa	48	36	20	38	18	160
South Sudan	15	120	74	-	-	209

Country/Territory of origin	2011	2012	2013	2014	2015	Total 2011–2015
Spain	14	12	9	21	14	70
Sri Lanka	205	847	409	374	415	2,250
Sudan	66	276	161	216	215	934
Suriname	32	46	56	58	33	225
Swaziland	-	-	3	2	-	5
Sweden	8	14	12	10	4	48
Switzerland	-	5	-	3	-	8
Syrian Arab Republic	77	13	-	-	-	90
Tajikistan	74	45	49	77	122	367
Thailand	25	17	24	22	26	114
the former Yugoslav Republic of Macedonia	1,961	1,872	2,526	2,387	3,134	11,880
Timor-Leste	-	-	1	-	-	1
Togo	21	26	74	31	21	173
Tonga	6	-	2	1	10	19
Trinidad and Tobago	-	8	5	-	1	14
Tunisia	278	451	609	139	79	1,556
Turkey	384	371	256	276	180	1,467
Turkmenistan	18	89	74	4	14	199
Turks and Caicos Islands	-	3	-	-	-	3
Uganda	47	62	51	70	71	301
Ukraine	699	677	789	970	2,210	5,345
United Arab Emirates	-	1	8	2	11	22
United Kingdom	53	41	59	50	32	235
United Republic of Tanzania	58	47	50	35	43	233
United States of America	76	137	32	41	22	308
Puerto Rico	-	-	-	1	-	1
Uruguay	107	39	42	33	25	246
Uzbekistan	148	200	159	190	221	918
Vanuatu	1	-	-	5	-	6
Venezuela (Bolivarian Republic of)	34	34	45	34	40	187
Viet Nam	371	215	251	179	265	1,281
Yemen	11	40	46	29	21	147
Zambia	20	8	4	4	9	45
Zimbabwe	90	35	5	12	20	162
<b>Total</b>	<b>31,134</b>	<b>41,605</b>	<b>46,232</b>	<b>43,786</b>	<b>69,540</b>	<b>232,297</b>

## MAIN RETURN FLOWS FOR AVRR, 2015

Host country/territory	Top 5 countries/territories of origin					Other countries	Total number of returns
Angola	Ghana 4	Kenya 2	-	-	-	-	6
Argentina	Colombia 5	Bolivia (Plurinational State of) 3	Paraguay 1	-	-	-	9
Australia	Sri Lanka 258	Iran (Islamic Republic of) 119	India 68	United Kingdom 31	Fiji 29	Others 314	819
Austria	Kosovo/ UNSC 1244 1,037	Iraq 754	Russian Federation 374	Serbia 277	Afghanistan 189	Others 1,495	4,126
Azerbaijan	Philippines 4	Ukraine 1	-	-	-	-	5
Bahamas	Colombia 6	Costa Rica 1	-	-	-	-	7
Belarus	Ukraine 2	-	-	-	-	-	2
Belgium	Iraq 1,014	Ukraine 539	Romania 537	Russian Federation 256	Brazil 184	Others 1,340	3,870
Benin	Sri Lanka 1	-	-	-	-	-	1
Bolivia (Plurinational State of)	Colombia 2	-	-	-	-	-	2
Botswana	Ethiopia 6	United Republic of Tanzania 6	Mozambique 1	Uganda 1	-	-	14

Host country/territory	Top 5 countries/territories of origin					Other countries	Total number of returns
<b>Brazil</b>	Georgia 3	Romania 1	-	-	-	-	<b>4</b>
<b>Bulgaria</b>	Iraq 40	Afghanistan 14	Algeria 10	Pakistan 10	Tunisia 4	Others 11	<b>89</b>
<b>Cambodia</b>	Sri Lanka 4	Republic of Moldova 1	-	-	-	-	<b>5</b>
<b>Canada</b>	Slovakia 26	Hungary 25	Croatia 24	Czech Republic 9	Israel 8	Others 24	<b>116</b>
<b>Chile</b>	Colombia 1	-	-	-	-	-	<b>1</b>
<b>China</b>	Colombia 22	Cambodia 11	-	-	-	-	<b>33</b>
<b>Hong Kong</b>	Palestinian Territories 6	Niger 2	Colombia 1	Guinea 1	Nigeria 1	Others 1	<b>12</b>
<b>Macao SAR</b>	Colombia 3	-	-	-	-	-	<b>3</b>
<b>Côte d'Ivoire</b>	Nigeria 2	Burkina Faso 1	Mali 1	-	-	-	<b>4</b>
<b>Czech Republic</b>	Kosovo/ UNSC 1244 64	Ukraine 29	Iraq 23	Viet Nam 22	Mongolia 13	Others 51	<b>202</b>
<b>Democratic Republic of the Congo</b>	Kenya 7	-	-	-	-	-	<b>7</b>
<b>Denmark</b>	Russian Federation 59	Romania 33	Armenia 26	Georgia 20	Afghanistan 18	Others 87	<b>243</b>



Host country/territory	Top 5 countries/territories of origin					Other countries	Total number of returns
<b>Djibouti</b>	Ethiopia 990	-	-	-	-	-	<b>990</b>
<b>Dominican Republic</b>	Haiti 5	Colombia 4	-	-	-	-	<b>9</b>
<b>Ecuador</b>	Colombia 1	Niger 1	-	-	-	-	<b>2</b>
<b>Egypt</b>	Ethiopia 128	Sudan 89	Nigeria 44	Guinea 24	Comoros 18	Others 103	<b>406</b>
<b>Estonia</b>	Ukraine 28	Georgia 7	Russian Federation 4	Algeria 1	Azerbaijan 1	Others 7	<b>48</b>
<b>Finland</b>	Iraq 246	Albania 148	Ukraine 51	Kosovo/ UNSC 1244 40	Russian Federation 31	Others 116	<b>632</b>
<b>Georgia</b>	Nigeria 13	Iraq 12	Egypt 10	Ukraine 10	Uzbekistan 10	Others 53	<b>108</b>
<b>Germany</b>	Albania 11,224	Kosovo/ UNSC 1244 8,122	Serbia 6,118	the FY Republic of Macedonia 2,894	Bosnia and Herzegovina 1,704	Others 5,384	<b>35,446</b>
<b>Ghana</b>	Viet Nam 6	-	-	-	-	-	<b>6</b>
<b>Greece</b>	Pakistan 1,400	Georgia 635	Bangladesh 259	Albania 250	Iraq 202	Others 1,000	<b>3746</b>
<b>Guatemala</b>	Colombia 1	Honduras 1	-	-	-	-	<b>2</b>
<b>Guinea</b>	Sri Lanka 4	-	-	-	-	-	<b>4</b>

Host country/territory	Top 5 countries/territories of origin					Other countries	Total number of returns
Haiti	Colombia 2	-	-	-	-	-	2
Hungary	Kosovo/ UNSC 1244 111	Mongolia 13	Albania 5	Bangladesh 2	Algeria 1	Others 6	138
India	Kenya 2	Congo 1	-	-	-	-	3
Indonesia	Myanmar 807	Bangladesh 782	Iran (Islamic Republic of) 152	Afghanistan 140	Cambodia 138	Others 149	2,168
Iran (Islamic Republic of)	Afghanistan 181	-	-	-	-	-	181
Ireland	Brazil 29	Malawi 12	Romania 12	Pakistan 7	South Africa 7	Others 47	114
Italy	Ecuador 43	Peru 30	Bangladesh 26	Senegal 22	Nigeria 20	Others 215	356
Japan	Philippines 10	Thailand 8	Colombia 1	Ghana 1	Myanmar 1	-	21
Jordan	Kenya 52	Philippines 6	Belarus 1	Ethiopia 1	-	-	60
Kazakhstan	Uzbekistan 98	Kyrgyzstan 15	Tajikistan 6	Republic of Moldova 3	Russian Federation 1	Others 1	124
Kenya	Nepal 4	-	-	-	-	-	4
Latvia	Georgia 15	Ukraine 11	Russian Federation 3	Kazakhstan 2	Brazil 1	Others 2	34

Host country/territory	Top 5 countries/territories of origin					Other countries	Total number of returns
<b>Lebanon</b>	Nepal 40	Philippines 40	Liberia 13	Ethiopia 1	Madagascar 1	-	<b>95</b>
<b>Libya</b>	Burkina Faso 219	Mali 179	Ethiopia 73	Togo 8	Sudan 7	Others 9	<b>495</b>
<b>Lithuania</b>	Ukraine 14	Russian Federation 9	Tajikistan 7	Georgia 4	Iran (Islamic Republic of) 2	Others 8	<b>44</b>
<b>Luxembourg</b>	Kosovo/ UNSC 1244 109	Iraq 22	Belarus 3	Tunisia 3	Ukraine 3	Others 9	<b>149</b>
<b>Malawi</b>	Ethiopia 388	Burundi 1	Mozambique 1	South Africa 1	Zambia 1	-	<b>392</b>
<b>Malaysia</b>	Sri Lanka 22	Afghanistan 1	Colombia 1	Egypt 1	Pakistan 1	Others 3	<b>29</b>
<b>Malta</b>	Malawi 3	Bangladesh 2	Ghana 2	Algeria 1	Burkina Faso 1	Others 3	<b>12</b>
<b>Mexico</b>	Colombia 2	El Salvador 2	Guatemala 2	Honduras 1	-	-	<b>7</b>
<b>Micronesia (Federated States of)</b>	Viet Nam 111	-	-	-	-	-	<b>111</b>
<b>Mongolia</b>	Ukraine 1	-	-	-	-	-	<b>1</b>
<b>Morocco</b>	Guinea 420	Cameroon 311	Côte d'Ivoire 182	Senegal 121	Mali 93	Others 272	<b>1399</b>
<b>Mozambique</b>	United Republic of Tanzania 2	-	-	-	-	-	<b>2</b>

Host country/territory	Top 5 countries/territories of origin					Other countries	Total number of returns
<b>Myanmar</b>	Nigeria 1	-	-	-	-	-	<b>1</b>
<b>Nauru</b>	Iran (Islamic Republic of) 5	Sri Lanka 4	Iraq 1	-	-	-	<b>10</b>
<b>Netherlands</b>	Mongolia 572	Ukraine 387	Albania 206	Iraq 166	Kosovo/ UNSC 1244 165	Others 1,431	<b>2,927</b>
<b>Niger</b>	Senegal 413	Mali 379	Cameroon 94	Gambia 93	Burkina Faso 83	Others 260	<b>1,322</b>
<b>Norway</b>	Iraq 208	Russian Federation 164	Afghanistan 146	Bangladesh 88	Ukraine 53	Others 505	<b>1,164</b>
<b>Pakistan</b>	Bangladesh 4	-	-	-	-	-	<b>4</b>
<b>Panama</b>	Colombia 4	El Salvador 1	-	-	-	-	<b>5</b>
<b>Papua New Guinea</b>	Iran (Islamic Republic of) 30	Iraq 10	Lebanon 4	Sri Lanka 2	Afghanistan 1	-	<b>47</b>
<b>Peru</b>	Colombia 1	-	-	-	-	-	<b>1</b>
<b>Poland</b>	Ukraine 602	Russian Federation 229	Viet Nam 36	Georgia 18	Kyrgyzstan 18	Others 72	<b>975</b>
<b>Portugal</b>	Brazil 195	Cabo Verde 12	Ukraine 7	Sao Tome and Principe 6	Angola 4	Others 19	<b>243</b>
<b>Republic of Korea</b>	Uganda 2	Egypt 1	-	-	-	-	<b>3</b>

Host country/territory	Top 5 countries/territories of origin					Other countries	Total number of returns
<b>Romania</b>	Philippines 45	Iraq 11	Republic of Moldova 9	Albania 5	Afghanistan 4	Others 43	<b>117</b>
<b>Russian Federation</b>	Nigeria 120	Ukraine 43	Uzbekistan 43	Republic of Moldova 21	Kyrgyzstan 18	Others 47	<b>292</b>
<b>Saint Lucia</b>	Nepal 2	-	-	-	-	-	<b>2</b>
<b>Senegal</b>	Nigeria 2	Sri Lanka 1	Zambia 1	-	-	-	<b>4</b>
<b>Singapore</b>	Indonesia 2	-	-	-	-	-	<b>2</b>
<b>Slovakia</b>	Kosovo/ UNSC 1244 59	Iraq 15	Afghanistan 2	Brazil 2	China 2	Others 12	<b>92</b>
<b>Slovenia</b>	Ukraine 7	Morocco 5	Serbia 3	Bangladesh 1	China 1	Others 3	<b>20</b>
<b>Solomon Islands</b>	Indonesia 2	Malaysia 2	-	-	-	-	<b>4</b>
<b>Somalia</b>	Ethiopia 72	-	-	-	-	-	<b>72</b>
<b>South Africa</b>	Ghana 21	Zimbabwe 12	Ethiopia 11	Somalia 7	Democratic Republic of the Congo 4	Others 10	<b>65</b>
<b>Spain</b>	Honduras 98	Senegal 73	Colombia 59	Argentina 46	Bolivia (Plurinational State of) 44	Others 308	<b>628</b>
<b>Sudan</b>	Ethiopia 56	Somalia 11	Chad 7	Niger 4	Democratic Republic of the Congo 2	Others 6	<b>86</b>

Host country/territory	Top 5 countries/territories of origin					Other countries	Total number of returns
Swaziland	Somalia 7	-	-	-	-	-	7
Sweden	Afghanistan 21	Bulgaria 6	Iraq 4	Republic of Moldova 2	Romania 2	Others 2	37
Switzerland	Kosovo/ UNSC 1244 41	Iraq 35	Guinea 33	Nigeria 20	Russian Federation 20	Others 225	374
Thailand	Bangladesh 247	Pakistan 19	Sri Lanka 10	Liberia 4	Nigeria 3	Others 4	287
Trinidad and Tobago	Colombia 1	-	-	-	-	-	1
Tunisia	Nigeria 180	Côte d'Ivoire 43	Mali 38	Senegal 35	Pakistan 28	Others 132	456
Turkey	Afghanistan 136	Pakistan 128	Bangladesh 33	Uganda 24	Uzbekistan 22	Others 76	419
Ukraine	Republic of Moldova 12	-	-	-	-	-	12
United Kingdom	Slovakia 18	Romania 6	Hungary 1	-	-	-	25
United Republic of Tanzania	Ethiopia 125	Nepal 21	India 1	Uganda 1	-	-	148
Uruguay	Dominican Republic 4	Spain 1	-	-	-	-	5
Yemen	Ethiopia 2,727	Republic of Moldova 6	-	-	-	-	2733

Host country/territory	Top 5 countries/territories of origin					Other countries	Total number of returns
<b>Zambia</b>	Cameroon 6	Malawi 4	Uganda 3	Democratic Republic of the Congo 2	Ethiopia 2	Others 3	<b>25</b>
<b>Zimbabwe</b>	Ethiopia 5	-	-	-	-	-	<b>5</b>

Established in 1951, the International Organization for Migration (IOM) is the principal intergovernmental organization in the field of migration.

IOM is dedicated to promoting humane and orderly migration for the benefit of all. It does so by providing services and advice to governments and migrants. IOM's mandate is to help ensure the orderly and humane management of migration, to promote international cooperation on migration issues, to aid in the search for practical solutions to migration problems, and to provide humanitarian assistance to migrants in need, be they refugees, displaced persons or other uprooted people. The IOM Constitution gives explicit recognition of the link between migration and economic, social and cultural development as well as respect for the right of freedom of movement of persons.

IOM works in the four broad areas of migration management: migration and development, facilitating migration, regulating migration, and addressing forced migration. Cross-cutting activities include the promotion of international migration law, policy debate and guidance, protection of migrants' rights, migration health and the gender dimension of migration.

IOM works closely with governmental, intergovernmental and non-governmental partners.

# IOM

## DEPARTMENT OF MIGRATION MANAGEMENT

### Migrant Assistance Division

17, route des Morillons, 1211 Geneva 19, Switzerland

Tel.: + 41 22 717 91 11 • Fax: + 41 22 798 61 50

E-mail: [mad@iom.int](mailto:mad@iom.int)



International Organization for Migration



IOM's Global Migration  
Data Analysis Centre  
GMDAC